Duravit AG
Werderstr. 36
78132 Hornberg
Germany
Phone +49 7833 70 0
Fax +49 7833 70 289
info@duravit.com
www.duravit.com

Duravit Showrooms: Hornberg and Meißen (Germany), Paris (France), New York (USA), Cairo (Egypt), Bizerte (Tunisia) and Shanghai (China). More Information? **www.duravit.com/showrooms**

If you have any questions, need help with planning or simply want to find out more about Duravit, please contact your local specialist dealer. You will find a list of dealers who stock Duravit products on our website, however, we're also happy to send you a copy of the list. For any further information please contact the Export department at Duravit directly. Phone +49 7833 70317, Fax +49 7833 8243, export@duravit.de, **www.duravit.com**

DURAVIT

Best.-Nr. 001273/98.11.12.20.1 · Printed in Germany · We reserve the right to make technical improvements and enhance the appearance of the products shown.

Edition 3

badmagazin

DURAVIT

Leben im Bad
Living bathrooms

DURAVIT

badmagazin

HOW ABOUT A NEW BATHROOM?

COMPLETE BATHROOM SOLUTIONS,
WASHING AREAS, BATHROOM FURNITURE,
BATHTUBS, SHOWER TRAYS, ACCESSORIES, WELLNESS PRODUCTS.

Why do people wish each other health and happiness? Perhaps because, despite prosperity, success and other promises, there is nothing more valuable. However, feeling good is essential for health and happiness.

Andrej Trelkovsky

DURAVIT ALL OVER THE WORLD: WELCOME TO OUR SHOWROOMS.

The international breadth of the Duravit brand. Perhaps at a time when the world is getting smaller by the day, it may not be so unique to have production plants and showrooms around the globe. Nevertheless, we are more than a little proud to be able to welcome you to our showrooms in Manhattan, Paris or Shanghai. On the other hand, you don't actually have to be in a metropolis in order to step foot inside the Duravit world. The Duravit Design Center, located in Hornberg – at the heart of Germany's Black Forest – offers a very authentic Duravit experience. Designed by Philippe Starck, The Duravit Design Center showcases bathrooms, building history and design options over an area of more than 1,500 m^2. Another option is to visit Duravit's 600 m^2 showroom in Meissen, where you can find out everything you want to know about our bathroom and wellness products. Both showrooms have one thing in common: they offer you an opportunity to create your very own Duravit dream bathroom. And – you can even try out the products for yourself! Why not make an appointment?

Duravit Showrooms from left to right
Duravit Design Center: Werderstrasse 36, 78132 Hornberg
Duravit Sanitärporzellan Meissen: Ziegelstrasse 3, 01662 Meissen
Duravit NYC: 105 Madison Avenue, New York, NY 10016
Salon d'Eau: 146, avenue Ledru-Rollin, 75011 Paris
Duravit Cairo: Elmosheer Ahmed Ismail Street, Sheraton Heliopolis
Duravit Tunisia: Boulevard de l'Environnement, Zarzouna 7021, Bizerte

HOW ABOUT A NEW BATHROOM FROM DURAVIT?

BADMAGAZIN Edition3

SANITARY CERAMICS

EVERYTHING FOR THE WASHING AREA & CO: WASHBASINS, HANDRINSE BASINS, TOILETS AND BIDETs

1930 Series	146
2nd floor	34
Architec	110
Bacino	118
Bagnella	117
Bathroom Foster	156
Caro	158
Darling New	132
Esplanade	150
Happy D.	74
Onto	106
PuraVida	24
Scola	116
SensoWash®	232
Starck 1	80
Starck 2	90
Starck 3	98
US Toilets	160
Vero	60



NEW

senso**WASH**®

A pioneering innovation in the world of shower-toilet seats.

BATHROOM FURNITURE

CABINETS, VANITY UNITS, MOBILE STORAGE UNITS, LIGHTING PERFECTLY ADJUSTED FOR THE DURAVIT SERIES

2nd floor	34
Darling New	132
Delos	46
Onto	106
Esplanade	150
Fogo	52
Happy D.	74
Ketho	12
Mirrorwall	70
PuraVida	24
Starck	80
X-Large	120

WELLNESS

POOLS, SAUNAS, LIGHTING SYSTEMS: ALL THAT MAKES LIVING BATHROOMS EVEN MORE COMFORTABLE

Blue Moon Pools	216
Inipi Sauna	250
Nahho	202
OpenSpace	242
St.Trop	246
Sundeck Pools	206
Pool systems	226
Coloured light and whirl technology	192

BATHTUBS + SHOWER TRAYS

FOR ALL ROOM LAYOUTS: BATHTUBS FOR CORNER, BACK-TO-WALL, BUILT-IN AND FREESTANDING

Freestanding bathtubs	170
Back-to-wall bathtubs	176
Built-in bathtubs	182
Corner bathtubs	186
2x3	187
2nd floor	181, 184
Blue Moon	194, 216
Darling New	181, 195
Daro	184
Esplanade	172, 178
Happy D.	176, 187, 193
Onto	170
Paiova Monolith	180
Paiova	188, 189
PuraVida	175, 179, 185
Starck	173, 174, 181, 183, 196, 197
Sundeck	206
Vero	177, 181
Shower trays	238
Tub covers	190

TOPICS

142 GUEST BATHROOM
COMPACT SOLUTIONS AND SOPHISTICATED DESIGNS FOR GUEST BATHROOMS AND WCs

228 LUXURY DREAM BATHROOMS
LUXURY BATHROOMS WITH WELL THOUGHT-OUT FUNCTIONS FOR GREATER QUALITY OF LIFE FROM 50+

162 SETTING THE TONE
BATHROOM RANGES AND DECO IDEAS IN WHITE, NATURAL, ANTHRACITE AND BLACK

260 LIGHT IN THE BATHROOM
PRESENTING THE BATHROOM IN ITS BEST LIGHT

104 CUCINA
CERAMIC KITCHEN SINKS. THE WORK OF HIGH-PROFILE DESIGNERS.

Features	264
Furniture finishes	270
All dimensions	276

LIFE IS AN
ADVENTURE.
OURS
STARTED
IN 1817.

We are a sponsor of the Black Forest Nature Park Central/North.

TRADITION AND THE REGION BEHIND THE DURAVIT BRAND.

"Hand made" quality assurance. Even though we're living in an age of high-tech and automation, when it comes to products with such a high claim to design and function, quality is often still down to human skill. Duravit continues to maintain a great deal of craftsmanship wherever it's important to ensure this high standard. This applies both to ceramic manufacture and to all other production areas at Duravit.

The tradition of the Duravit brand. Even a company that has set great precedents with its centuries-old tradition once "started small."

It all began in Hornberg, Germany in 1817 when Georg Friedrich Horn built an earthenware factory initially focused solely on the manufacture of crockery. In 1956, production evolved from earthenware to porcelain, extending the product range to include sanitary ceramics. This provided a platform for future success and also introduced the sanitary world to a new name: Duravit. Today, Duravit AG operates at an international level and boasts 10 production plants with a workforce of more than 5,000 employees worldwide – an indication of Duravit's tremendous evolution, which has always been rooted in a "tradition of innovation." And Duravit continues to demonstrate its eagerness to charter new territory with its innovative technology, extraordinary design and the development of new product segments.

The region behind the Duravit brand. One source of Duravit's tremendous strength, which it continues to cultivate, is its deep connection to the Black Forest. For Duravit, living in harmony with nature is the most natural thing in the world. This is why Duravit is, for example, a partner and sponsor of the Black Forest natural park, a large nature reserve that is also Germany's largest natural park. Additionally, Duravit does everything possible to protect natural elements like water, air and soil – a process that starts with resource-saving manufacturing methods, which employ technologies such as water treatment and heat recovery. The logical continuation of this is manifested in the products themselves, which are water-saving. Even with new products, Duravit takes into impact on the environment and ensures that, whatever it manufactures, it uses natural resources responsibly.

And these efforts have certainly been recognized: Duravit AG as officially been certified for its commitment to the environment in accordance with ISO 14001.

DESIGN AND SUSTAINABILITY. THE DURAVIT BRAND.

(from left to right)
Matteo Thun, Philippe Starck, Herbert Schultes, Lord Norman Foster, Phoenix Design, Prof. Frank Huster, EOOS, Andreas Struppler, Christian Werner, Sergei Tchoban, Sieger Design.

The Duravit design brand. How do we actually recognize good design? After all, individual tastes can be so very different. Nevertheless, certain attributes serve as benchmarks and qualifiers for innovation.

First, Duravit has been the proud recipient of numerous international design awards. These awards celebrate bold design, which has become Duravit's hallmark over the years. Second, there are the designers themselves. Each designer is a specialist in his field – a prominent global innovator with an inherent sense for good design. Good design, as Duravit and its designers see it, is never at the expense of practicality – neither is interested in "design for design's sake."

And third? That's you, the bathroom user, and your own set of needs and requirements. Thanks to an ongoing dialogue with its trade partners and sanitaryware dealers, Duravit is best able to address these needs and requirements in the brand's designs. Simply put, Duravit recognizes good bathroom design by the fact that it seems specially-created to suit all individual tastes.

Duravit and sustainability. Today, everyone's talking about environmental responsibility – a practice that Duravit has championed for years in its selection of materials, technological applications and production methods. Sustainability is the very reason Duravit continues to work with sanitary ceramic, a material that dates back to 8,000 BC. Today, the manufacture of Duravit sanitaryware ceramic continues to employ the same basic materials – clay, kaolin, feldspar and quartz – a set of natural, regenerative substances. This fusion of Duravit's environmentally-friendly production technologies with the company's meticulous quality control results in products that are highly functional and long-lasting.

At Duravit, sustainable materials, modern expertise and the foresight to recognize what will be important tomorrow comprise the essential ingredients for beautiful – and responsible – living bathrooms.



Ketho

Today's bathroom not only has to look good, it also has to be inviting and functional. Ketho has timed its arrival on the bathroom scene to perfection: comfortable, modern, versatile and good value for money, Ketho becomes the ideal range for first-time buyers.

These demands also extend to the bathroom, which we expect to be attractive, inviting and also functional. **Ketho** takes this development into account: designed by Christian Werner, the new range of bathroom furniture is characterised by clear forms, well thought-out functionality and comfortable quality. The characteristic, ergonomic handles feature throughout the range and give Ketho its true originality. The reduced look of the range is flexible enough to suit any modern bathroom ambience. Combined with good value for money, Ketho becomes the ideal range for first-time buyers.

Design by Christian Werner

49 Graphite Matt

50 Garnet Red Matt

18 White Matt

43 Basalt Matt

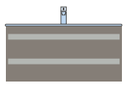

Matching furniture washbasins for the D-Code, Darling New, Starck 3 and Vero range.

A horizontal strip light is integrated into the Ketho mirrors for optimum, non-glare lighting. Available in five widths, one of these without light.

1

2

3

The integrated handles of Ketho highlight the slim motif while adding a casual elegance to the body structure. Ketho is ideal for combination with the furniture washbasins in the Starck 3 **(left)**, Darling New **(1)** and Vero **(2)** ranges. The tall cabinet – here shown in graphite matt **(3)** – is available in three different heights (80, 132, 180 cm).

1

2

3

Everything in its place: the Ketho mirror cabinet **(1)** offers a generous interior for bathroom utensils. The lights are positioned vertically along the sides. It is available in four widths (65, 80, 100 and 120 cm) with one, two or three doors and with optional handles. Additional practical storage space is provided by the vanity units, shown here with the D-Code **(2)** furniture washbasin and the mobile storage unit **(3)**, all with the basalt matt surface finish.

1

2

Inviting and comfortable, in the cloakroom, too: the Ketho vanity units – here in white matt – can be combined with washbasins from the Darling New **(1)**, Vero **(2)** and Starck 3 **(large image)** ranges.

✱ More information about Ketho

All dimensions and order numbers	>page 299
Overview of furniture finishes	>page 270
Bathtubs and shower trays	>page 170/238
Leading innovations	>page 162

1

2

3

One furniture type, lots of possibilities: the console washbasin **(p. 12-13)** and countertop washbasins that can be fitted in the vanity unit from above **(1+2)** allow various combinations with lots of storage space. If the washbasin is inserted into the furniture from below (in matt garnet red) **(3)**, the transition from the ceramic to the wooden surface both looks and feels seamless, which makes it particularly easy-care.

PuraVida

Contemporary, because timeless: with its rounded corners and characteristic curve, the PuraVida complete range creates a new lightness in the bathroom.

The more complex and advanced our world becomes, the more we desire an escape to a new more “emotional” way of seeing things. The brainchild of Phoenix Design, the design of this extraordinary complete range makes minimalism approachable by giving it a new feminine touch. All lines are gently softened giving the range a poetic lightness. PuraVida’s graceful appearance, inviting surfaces and subtle luxury make the collection ideal for people who are not interested in prestige but in contemporary forms, enjoyment and joie de vivre.

Design by Phoenix Design

PuraVida features ceramics with eye-catching rounded corners that create smooth aesthetics. In terms of basin depth, you have the choice between PuraVida and PuraVida+ – in the latter, the washbasin (60 and 70 cm wide) and console basin boast a new double depth – a practical feature for the bathroom user.

The matching mirrors and mirror cabinets are available in various widths.

1

2

A special feature of the PuraVida range is the high-gloss furniture finish – dignified but not flashy. The possible colour combinations are white/white **(left)**, white/aluminium **(small image)**, white/red **(next page)**, white/black **(1)** and white/ebony **(2)**. White/red and white/black are available in two different tones and combinations. In addition to the consoles shown, the entire furniture range from the vanity unit to the mobile storage unit is available in all variants. The console vanity unit comes in three widths.

The recessed grip on the PuraVida tall cabinet opens both the upper and the lower element. Inside, the furniture sports many attractive and practical details, such as the rails on the inside of the doors. The cabinets themselves are available with glass shelves; a narrow drawer is also integrated into the centre shelf.

1

2

3

4

The proverbial lightness of the range is apparent in the PuraVida bathroom furniture: the semi-high cabinet **(4)** appears to float freely in front of the wall. This weightlessness is underlined by the soft curve of the recessed handles with their "flash" of colour that is the same colour as the respective surface combination, as in the vanity unit for the console basin **(3)** or furniture washbasin **(2)**. The new furniture handrinse basin with vanity unit is a smaller solution **(1)**.

A confident statement: The free-standing PuraVida bath **(large illustration)** features simple, uninterrupted lines. Alternatively, it is also available with rectangular acrylic panelling and integrated strip light, which offers a discreet flash of the respective furniture colour, or with a soft shimmering LED light – a subtle and contemporary luxury **(illustration below)**. The collection of PuraVida baths comprises one free-standing, one console and three built-in versions, plus a shower tray in two sizes, both with and without apron.

✱ More information about PuraVida

All dimensions and order numbers >page 304/342
WonderGliss >page 265
Bathtubs and shower trays >page 170/238

Received the "Good Design Award" 2009

AUSGEZEICHNETE GESTALTUNG DEUTSCHER DESIGNER CLUB

The rounded corners and unmistakeable PuraVida lines also feature in the WC area. The WC and bidet are available both in the 36 x 54 cm wall-mounted version **(left)** and in the 36 x 63 cm floor-standing version with visible cistern **(above)**. Once again, the parts appear to float and communicate the typical PuraVida lightness. All WC seats feature the silent SoftClose lowering mechanism.

2nd floor

Bathroom and home enhancement:
with flat forms and warm wood finishes, the entire 2nd floor range ensures an elegantly furnished bathroom.

We no longer consider the bathroom a separate, isolated room, but instead an open, cozy seamless space. With **2nd floor**, Sieger Design and Duravit pay tribute to this idea. A combined high-quality design collection and comfortable furniture range, 2nd floor uses simple means to design an elegant, inviting room. Its many warm wood elements provide an engaging contrast to the white of the ceramic and sanitary acrylic. Thanks to a variety of available dimensions and options, it is possible to create an attractive washing area in every architectural situation, including smaller rooms, such as guest bathrooms and powder rooms.

Design by Sieger Design

1

2

3

4

(left) The 2nd floor mirrors and mirror cabinets feature light strips on each side that ensure optimum illumination. **(1)** The console basin with console. **(2)** The drawers with soft-close function are easy to use and are a feature of the mobile storage unit and all other furniture. **(3)** Fresh perspectives in room design: The 2nd floor vanity unit features an illuminated shelf unit at the back and is positioned at a 90° angle. **(4)** The built-in basin with console and additional towel rail, 50 cm or 100 cm. Practical: The towel can be removed from the front. Wood finish: Ebony (real wood veneer).

(below) The 2nd floor furniture range embodies sheer elegance. The tall cabinet, which provides ample storage space behind its mirrored cabinet doors, is shown here in the Rosewood (décor) finish. Light strips at each side ensure optimum lighting. The modular dimensions of the furniture in widths of 40, 60, 80 and 120 cm are carefully thought-out. **(top right)** Each detail of the bathtub is simultaneously chic and practical. The "invisible" outlet, which can be lifted, is concealed beneath an acrylic cover, thus making cleaning incredibly easy. The necessary tool is included. The bathtub is also available with optional waterfall tap.

The 120 cm-wide washbasin vanity unit offers lots of storage space within its two fully extendable drawers. The matching washbasin is available for one tap fitting or as a double washing area.

1

2

3

4

(left) The “classical” washbasin with ceramic pedestal. The surround at the edge of the basin functions as a convenient storage surface. **(1)** Floor-standing bidet and WC in the Vario version, with visible cistern and connection that fits flush with the wall. **(2)** Wall-mounted bidet and WC. **(3)** Floor-standing bidet and WC. **(4)** Floor-standing bidet and WC for in-wall cistern. The SoftClose mechanism comes standard on all WC seats and lids **(small image)**.

The room is beautifully furnished; a high gloss white vanity unit with an integrated washbasin and a rotating mirrors that hangs from the ceiling. To match the width of the vanity unit, the ceiling panel is available for one or two mirrors **(page 41)** or in a 35 x 35 cm square format for one mirror.

✱ More information about 2nd floor

All dimensions and order numbers	>page 277/329
WonderGliss	>page 265
Overview of furniture finishes	>page 270
Bathtubs and shower trays	>page 170/238

product design award 2007

Received the "Good Design Award" 2006

1

2

3

4

Available in myriad dimensions and versions, 2nd floor offers unique solutions, ranging from pure ceramic to vanity unit, large master baths to small powder rooms. **(left)** The vanity unit that acts as room divider in White High gloss (lacquer) and fully glazed built-in washbasin. **(1)** Handrinse basin plus all-around wooden panel in the Anthracite Oak finish (real wood veneer). **(2)** Washbasin with wall-mounted vanity unit. **(3)** Handrinse basin with floor-standing vanity unit. **(4)** Washbasin with ceramic semi-pedestal.

Delos

Comfort and elegance

1

2

3

4

(1) The drawers are optionally available with an interior organiser system in walnut or maple. (2, 4) Towel holders can be attached to any side of the console. On the one hand, they add volume to the outer edge of the contour and, on the other hand, they act as an expressive, sculptural finish at an optimum, ergonomic height. (3) There are no handles to interrupt the clear aesthetics: the cabinets have slightly overlapping doors and the drawers are opened by tip-on technology.

The real-wood, brushed oak surface with a grain finish gives the range an authentic feel. The special light canopy with indirect, non-glare LED-light ensures good lightning and creates a pleasant atmosphere.

✱ More information about Delos

All dimensions and order numbers >page 290
Overview of furniture finishes >page 270
Bathtubs and shower trays >page 170/238

1

2

3

4

(1) The Darling New, D-Code and Vero ceramic ranges are the perfect complement, as are console basins from many other Duravit ranges. (2, 3) All cabinets, shown her with the brushed walnut varnish finish, are diamond black on the inside. (4) The console has an almost inivisible support systen which give it a light floating effect.

Delos light and mirrors feature the same reduced design: the mirror and console rear wall form a flat surface that is crowned by a canopy of light.The mirror and mirror cabinet feature mirrors on all sides.

Fogo

Real wood: with its pure, engaging design and beautiful real-wood finishes, the Fogo bathroom furniture range perfectly combines aesthetics and comfort.

Real wood in the bathroom – something that is increasingly in demand by people who want a warm, inviting and comfortable home. The **Fogo** bathroom furniture range sets precedents in good design. It brings comfort to your fingertips with five real-wood finish options. The consoles, vanity units, tall cabinets, mirror cabinets and mobile storage units not only share their natural real-wood look, but also their sleek, clean lines. Meticulous craftsmanship down to the very last detail ensures enduring beauty.

Design by Duravit

Matching furniture washbasins
for the Vero range

(right) The Fogo mirror cabinet with surface-mounted light, socket and sensor switch, available in widths 60, 80, 100 and 120 cm. The mirror cabinet features a translucent shelf with an integrated indirect light source that illuminates both the inside of the cabinet and the washbasin beneath. A special feature: the distinctive look of the Fogo front is echoed in the mirrored doors. The mobile container with large handle and smooth-closing pull-out compartment and interior drawer. Finish: Bleached Oak (real wood veneer).

Vanity units to match the Vero washbasins are available in widths 45 cm to 120 cm.

(right) The vanity units and all Fogo furniture match the consoles and feature distinctive chrome handles. **(1)** Semi-high cabinets, closed, 80 x 50 x 25 cm. **(2)** Thanks to the glass shelves with rim, the inside of the 8 cm thick cabinet door offers space for all smaller bathroom toiletries. The robust hinges are easy to adjust. **(3)** With dimensions of 176 x 50 x 42 or 23 cm, the tall cabinet proves to be a particularly spacious storage miracle.

✱ More information about Fogo

All dimensions and order numbers	>page 293
Overview of furniture finishes	>page 270
Bathtubs and shower trays	>page 170/238

1

2

3


13 American Walnut

24 Macassar

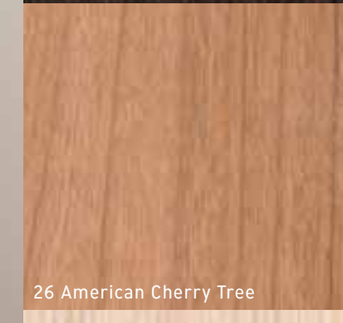
26 American Cherry Tree


65 Bleached Oak

Variations in real wood: Whether it's warm an inviting Amerian Cherry Tree, dark and sophisticated American Walnut an Macassar or understated Bleached Oak, the four different Fogo finishes offer something for every taste

Vero

Consistently rectangular, consistently successful: the Vero range of ceramics is the archetype of minimalist form and a modern classic.

Cinema screen or computer monitor, fridge or milk carton, a room, a table, this brochure: our world is inconceivable without the rectangle. Perhaps this is why we are so attracted to **Vero**: the forms of this ceramic range are entirely restricted to the rectangle. It's a restriction that gives rise to new possibilities: this is because Vero is one of the most versatile ceramic ranges of all time. With minimalist design at its core and the strong support of Duravit's ceramic tradition and expertise, Vero is impressive in terms of its form, function and quality.

Design by Duravit

(left) Minimalist and chic: the rectangular Vero washbasin marks the beginning of a complete range of ceramics, shown here with chrome support frame and designer siphon. **(top)** Washbasins and handrinse basins are supplemented by an extensive range of WCs. Shown here is the Vero floor-standing bidet and WC with convenient cistern and automatic SoftClose seat. **(small image)** The Vero urinal with cover makes a hygienic addition to private bathrooms and powder rooms. This, too, adopts the principle of the right angle.

(1) Bidet and WC in wall-mounted versions. The toilet seat with automatic SoftClose system fits flush with the ceramic, creating a harmonious ensemble. The entire collection features the same design lines, just as **(2)** the back-to-wall bathtub, **(3)** and the fully glazed console basin with tap area. **(4)** The Vero one-piece-toilet. **(below)** The semi-recessed washbasin with the Fogo console and the classical wall-mounted washbasin.

1

2

3

4

The spacious furniture washbasins are available in a choice of widths 85, 105 and 125 cm – and with large surrounds.

The Vero handrinse basin is available in
a variety of options and is the perfect problem-solver
wherever space is particularly tight.

✱ More information about Vero

All dimensions and order numbers >page 322/353
WonderGliss >page 265
Bathtubs and shower trays >page 170/238

1

2

3

4

(left) Vero handrinse basin and WC. The handrinse basin is available in widths 25 to 50 cm and in various options, such as **(2)** along the wall, with tap fitting at the side and **(3)** with larger inside basin and a larger storage area. This looks simply fantastic with the Duravit designer siphon and the matching corner valves. When combined with consoles or countertops, things really start to look welcoming: **(1)** The Vero built-in basin with tap area is fitted from above. **(4)** Alternative: The Vero built-in washbasin can be inserted from below into panels made of any conceivable material. **(small image)** The classic wall-mounted washbasin with extra-large inner basin, raised ceramic wall and three-hole tap fitting.

Mirrorwall

The bathroom is the place we go to rejuvenate, relax, and prepare for a new day – daily rituals we couldn't achieve without bathroom essentials like the washbasin, mirror and light. Duravit's **Mirrorwall** combines all of these elements to create an ideal all-encompassing lightweight wall system for the bathroom. In creating Mirrorwall, designer Herbert Schultes combined his signature minimalism with graceful elegance through an unusual mix of materials such as glass, wood and ceramic fused with an intelligent touch LED light system.

Design by Herbert Schultes

1

2

3

4

5

(1) A continuous mirror surface is revealed at eye level behind the mirrored door. The doors feature removable wooden compartments. **(2)** For all types of toiletries. The drawers **(3)** and base units **(4)** underneath the furniture console provide additional space for towel storage. **(5)** Practical option: the towel holder on the side of the console.

Optimum bright and
non-glare 500 lux lighting.

✱ More information about Mirrorwall

All dimensions and order numbers >page 302
WonderGliss >page 265
Overview of furniture finishes >page 270
Bathtubs and shower trays >page 170/238

1

2

3

4

(left) A 500 lux clip-on lamp with specially-developed reflecting “sail” provides perfect illumination for those from 160 to 195 cm in height. Alternatively, two rotatable light columns **(3)** light up the mirror perfectly and in the right intensity while also illuminating the room. The indirect lighting of the optional side-mounted LED strip with changing colour sequences **(1, 4)** provides additional atmospheric effects. The system is operated by touch LED **(2)** or optional wireless switch.

Happy D.

Archetypical bathroom design in the shape of a “D”: a complete range of products with great value — to make everyone happy.

Why is **Happy D.** so successful? Perhaps because the range is reasonably priced in spite of its high design quality. Perhaps because Happy D. is such a versatile bathroom range. Perhaps because the D-shaped washbasin is unmistakable. Happy D. is to bathroom design what Bauhaus is to architecture: simple, elegant and timelessly modern — a veritable icon that has gained many friends and numerous design prizes since it was introduced.

Design by Sieger Design

D for design
Sieger Design used one letter to create an entire collection: the Happy D. washbasin.

The varied selection of products in the Happy D. range shows how an entire design universe can be created from a single letter: washbasins, console basins, handrinse basins, WCs, bidets, bathtubs and wellness products in all sizes and variations, supported by an extensive furniture range. Despite its extensive options, the Happy D. range allows for simple planning. Its distinctive language also makes it possible not only to design for different room layouts but also for different furnishing styles.

✱ More information about Happy D.

All dimensions and order numbers	>page 296/334
WonderGliss	>page 265
Overview of furniture finishes	>page 270
Bathtubs and shower trays	>page 170/238

Received the "Good Design Award" 2000

reddot design award winner 2005

Clear and uncluttered: the Happy D. bathroom is streamlined and sleek. This consistency in design is reflected in the bidet, WC and washbasin with design siphon and chrome towel rail underneath. The freestanding bathtub with acrylic panel - also available with a whirlsystems – makes for a perfect centerpiece.

Starck 1

Philippe Starck's design searches for the origin of things – the simple, natural, fundamental elements of life. With his Starck 1 range, he achieved just that… and almost immediately wrote bathroom history.

With **Starck 1**, Philippe Starck and Duravit have returned to the beginnings of hygiene, body care and wellness in addition to the evolution of the bathroom. The Starck 1 toilet, bathtub and washbasin are unmistakable descendents of their historic predecessors – the bucket, tub and washbowl – even though they have been completely reinterpreted. It's great to know that something good doesn't have to be "optimized": since their market launch in 1994, all products in the range – ceramic, furniture, tubs, accessories – have been meticulously crafted by hand using the same methods. This quality is nothing less than you would expect from a modern classic like Starck 1.

Design by Philippe Starck

The Starck barrel is available in two paint finishes (85 White High gloss and 40 Black High gloss) and in three warm real wood veneers (05 Oak, 13 American Walnut, 24 Macassar)



The combination of Starck 1 with the Starck bathroom furniture, here shown in the high-gloss white finish, demonstrate that design-orientated elegance and warm comfort are not mutually exclusive. The Starck 1 washbasins are available in circular **(top)**, square **(p. 88 + 89)** or tri-oval design, here shown as console basin **(right)**. Matching Starck vanity units make the washing area an elegant centrepiece. Two wooden trays inside the furniture keep the bathroom tidy. **(small image)** The spacious Starck acrylic bathtub. The all-round water channel can be individually designed with stones or teak inserts. Purists will choose the simple, free-standing bathtub version.

A striking feature of all pieces of furniture is the high-quality aluminium edge with integrated lettering. The conveniently large, handle-free drawers of the vanity units offer lots of storage space. A light tap is all it takes to open the drawer. It is closed with a gentle nudge.

✱ More information about Starck 1/Starck

All dimensions and order numbers >page 309/314/328/344
WonderGliss >page 265
Overview of furniture finishes >page 270
Bathtubs and shower trays >page 170/238

The washbasin and vanity unit also cut a fine figure as a simple square. The unusual feature is that the tap fitting sits directly in the basin. The chic mirror boasts a characteristic light square – it is available in three widths **(top left)**. The beautifully shaped urinal with cover **(left)** or without cover is a practical and hygienic option that is also suitable for the private bathroom.

This variant offers lots of room for two and has two square console basins (47 x 47 cm) on one vanity unit. The generous surrounds around the basins hold all kinds of bathroom utensils. The oak real wood surface offers an attractive contrast to the brilliant white of the ceramic. The 170-cm high tall cabinet and a rectangular panelled bathtub complete the ensemble **(small image)**.

Starck 2

Reduced forms, attractive price.
Or vice-versa. With the Starck 2 bathroom range, Duravit offers high-quality design in the mid-range price category.

The handrinse basin with semi-pedestal, 50 cm wide. For guest bathrooms and cloakrooms.

A true Starck, but less elaborate: this was the inspiration behind the second Duravit – Philippe Starck collaboration. The result: **Starck 2**, a range of ceramics that is the ultimate successor to its famous predecessor, Starck 1. Starck 2 also derives its inspiration from the origins of bathroom design: the ceramic forms embody the flowing movement of water and allow us to see the bathroom through a new set of eyes. Starck 2 – the bathroom as a source.

Design by Philippe Starck

For every taste and location: the Starck 2 washbasins are available in many different sizes, widths and variants, and also as a console basin or handrinse basin for small bathrooms or cloakrooms.

The Starck-2 console basin combined with a Starck vanity unit in high-gloss white is as elegant as it is practical **(right)**. The doors of the mirror cabinet **(small image on the right)** open at the outer edge by 180°. The doors conceal a spacious interior. The freestanding Starck bathtub **(top)** has long been a design classic and is the perfect complement to the Starck 2 range.

Sophisticated in form, diverse in the application: thanks to different dimensions and variants, Starck 2 offers lots of attractive washing area solutions. The circular undercounter washbasin **(top)** is an attractive alternative to the washbasin. With a diameter of 47.5 cm and an installation depth of just 18.5 cm, it is ideal for smaller bathrooms in particular. The 38 cm wide handrinse basin **(small image)** is ideal for cloakrooms.

✱ More information about Starck 2/Starck

All dimensions and order numbers >page 312/328/344
WonderGliss >page 265
Bathtubs and shower trays >page 170/238

reddot

1

2

3

4

The sides of the Starck 2 toilet are completely closed, with no fastenings – seamless perfection, a feast for design lovers. The toilet is available as a wall-mounted version **(1)**, a floor-standing version with visible cistern **(2)** a floor-standing version with in-wall-cistern and matching bidet **(3)** and with the SensoWash® Starck C shower-toilet seat **(4)**.

Even more top-quality Starck at a great value: there's no doubt that, with the **Starck 3** range of ceramics, Duravit has revolutionized the sanitary world. Starck 3 brings design to a segment where it was once an untouched concept with a vast array of products that meet all needs and tastes. And – the range provides better value for money than ever before. With more than 50 models and 64 variants, Starck 3 is one of Duravit's most extensive bathroom ranges. So, it only seems right that a range that offers so much requires its own brochure to illustrate its numerous applications, examples, and references.

Design by Philippe Starck

You will find detailed information in the latest Starck 3 brochure, which can be ordered free of charge and is also available to download from **www.duravit.com**

Starck 3

Frequently copied but never matched. The Starck 3 range is and remains the measure of all things when it comes to design, variety and price.

1

2

3

4

Thanks to the diverse Starck 3 range, designing an attractive washing area to meet individual needs and requirements couldn't be easier. **(left)** The washbasin with practical and easy-care, attractive low back panel and ceramic semi-pedestal. **(1)** The extra wide furniture basin offers lots of storage space and is available in sizes 70, 85 and 105 cm – here with floor-standing pedestal. **(2)** A clean and tidy solution: Starck 3 as built-in washbasin (not shown: also available as variant for installation from below). **(3)** The semi-recessed washbasin with a striking shape and deep inside bowl. **(4)** Slims down for small bathrooms or cloakrooms: the handrinse basin with semi-pedestal.

✱ More information about Starck 3/Starck

All dimensions and order numbers >page 315/328/344
WonderGliss >page 265
Bathtubs and shower trays >page 170/238

DESIGN PLUS
Received the "Good Design Award" 2004

1

2

3

4

There is also an extensive range of Starck 3 WCs with numerous variants: **(left)** The Vario floor-standing WC offers various connection possibilities and fits flush against the wall. **(small image)** The Big Toilet, which sets new standards in terms of comfort. The Starck 3 urinals and the ceramic partitions are a hygienic addition, not only in public areas **(small images left)**. **(1)** WC and bidet in the wall-mounted version or **(2)** in the compact version with short projection. **(3)** Floor-standing bidet and WC for in-wall cistern. **(4)** Floor-standing bidet and WC with ceramic cistern.

Cucina

Duravit kitchen sinks.
Outstanding. Multifunctional.



For more information about our kitchen sinks, please refer to the Cucina brochure that can be ordered free of charge and is also available to download from the Service area at **www.duravit.com/cucina**

Duravit Cucina. Ceramics for the kitchen. The kitchen is familiar territory for Duravit. It started to manufacture crockery as early as 1817. With the Cucina range of ceramic kitchen sinks, Duravit has come full circle and is introducing an accomplished combination of form, function and durability to the kitchen. The work of high-profile designers. Carefully manufactured with the new, patented and highly robust DuraCeram® ceramic mass. Boasting lots of useful attributes. And featuring the high quality customers have come to expect from Duravit. Would you like to find out more? Further information is available from the high-quality kitchen retail trade or at **www.duravit.com/cucina**

Kiora

Vero

Starck K

Vero

Onto

First the ceramic, then the console: the Onto programme charters new territory. A new form of bathroom design, easy to plan, easy to install and easy to clean.

The Onto programme introduces a completely new console principle: with this range, the ceramic is not placed on the console but, instead, the washbasin is mounted first so that the console can be placed onto the ceramic afterwards.

Designed & selected by Matteo Thun

✱ More information about Onto

All dimensions and order numbers	>page 303/337
WonderGliss	>page 265
Bathtubs	>page 170

Ausgezeichnet mit dem Good Design Award 2011

1

2

3

4

The floor-standing, pillar-shaped vanity units with round washbasin are ideal for use in public and semi-public areas. Like the furniture and consoles, they are available in four different wood shades **(very top)**. The tall cabinet **(1)** offers lots of practical storage space. The consoles can also be combined with console basins from other ceramic ranges, here shown with Vero **(2)**. They can be optionally fitted with openings for towels **(3, 4)**. For more information, see the Onto brochure at **www.duravit.com** or at **onto.duravit.com**

Architec

The basic architectural elements – the circle and the square – were the inspiration behind the Architec sanitaryware range, which is ideal for a wide variety of applications.

Washroom hygiene is the result of visual appeal and practicality. Developed by Prof. Frank Huster, the Architec ceramic range is compliant with philosophy. The circle and square: two basic architectural elements that sufficed in creating a straight-lined, modern, abundant product range for almost any intended use, whether private, public or barrier-free.

The unusual diagonal cut of the Architec washbasin allows not only a generous storage surface but also more space in a smaller area

Design by Prof. Frank Huster

1

2

3

4

5

6

7

8

9

A design idea that has a tremendous impact in a wide variety of different forms: **(1)** Built-in washbasin with overflow. **(2)** Built-in washbasin with integrated tap panel. **(3)** Built-in washbasin without overflow. **(4)** Console basin 45 cm. **(5)** Console basin with integrated soap dispenser. **(6)** Console basin 50 cm. **(7)** Handrinse basin 36 cm wide. **(8)** Washbasin, diagonal. **(9)** Corner washbasin. **(small image top)** Built-in washbasin fitted into the countertop from above. **(small image left)** The washbasin is wheelchair-friendly.

✱ More information about Architec

All dimensions and order numbers >page 282
WonderGliss >page 265

Version with classic rim

1. Hygienic flushing jet
2. Easy installation
3. Ceramic covered slotted waste
4. Sensor for flushing and cleaning programmes
5. Solenoid valve controls water flow
6. Intelligent sensor
7. Programmable electronic control unit
8. Waterproof battery compartment
9. Easy-clean urinal siphon

1

2

Originally developed for public areas, Architec shows what it's made of: the “intelligent” urinal is available with classic flushing rim **(1)** or with flushing jet and easy-to-clean rim **(2)**, with water inlet either from above or behind, or in a programmable electronic version. The form of the urinal proves particularly easy to clean. Extra practical for the operator: the interior siphon cartridge can be replaced quickly and easily from the front without dismantling the urinal. For all Architec urinals: District surveyor approval required.



Scola

Scola began its career in the classroom. Today, the washbasin is at home with people who value icons. In fact, Scola is the washbasin that has remained unchanged and included in the Duravit programme the longest. It is popular, for example, in the private bathroom or utility room: the circular, deep inside basin offers lots of space to wash one's hands and the ceramic surrounds offer lots of storage space. The version with chrome support frame **(small image)** is a chic alternative to the wall-mounted washbasin.

✱ More information about Scola and Bagnella

All dimensions and order numbers >page 306/285
WonderGliss >page 265

Bagnella

And now for something completely different: taking the traditional washbowl as its starting point, Sieger Design created this Bagnella basin – circular, simple and already a timeless classic. The form of the console basin remains completely unadorned, while a broad, all-round rim serves as its striking feature. Bagnella can be combined with all types of consoles and countertops. The small chrome ring **(small image)** that accompanies the basin provides an elegant connection and also facilitates cleaning.

With the **Bacino** console washbasin, Duravit set a trend that continues unabated today. A small but attractive range, Bacino enables both modern and distinctive washing area solutions for private bathrooms, powder rooms and hotels. Bacino can be combined with the Fogo furniture range, as well as with other console materials, such as stone, concrete or glass mosaic.

Bacino

✱ More information about Bacino

All dimensions and order numbers >page 285
WonderGliss >page 265

Design by Duravit

With the Bacino console washbasin, Duravit set a trend that continues unabated today. Now, a small but attractive range, Bacino enables both modern and individual washing area solutions for private bathrooms, cloakrooms and hotels. **(small image)** The console basin in the "rectangular" variant with softened corners, also with furniture console. **(top)** Bacino as attractive double washing area solution.

The name says it all: X-Large offers a tremendous amount of storage space and endless possibilities for bathroom design without appearing weighty. And despite its name, XL furniture offers great solutions for XS bathrooms too.

X-Large

Every bathroom needs storage space. X-Large provides it in abundance while preserving the bathroom's spaciousness. X-Large's ingenious shape and special design features ensure that the furniture will always appear solid and durable while emanating a sense of buoyancy. This is thanks to its chic finishes, narrow consoles and furniture fronts made of translucent glass – all of which embody Duravit's top-quality craftsmanship. A diverse product range consisting of a wide variety of dimensions and combinations, X-Large has just the right storage solution for every room and every style, from the large private bathroom to the small powder room.

Design by Sieger Design

X-Large in White High gloss (lacquer). To achieve the typical gloss effect, the furniture is painted several times. This process also applies to the new Cappuccino High gloss finish (lacquer) **(p.120/121)**. The handles that extend along the entire width of the drawers and pull-out elements are a characteristic feature of the range.

Matching furniture washbasins are available in the D-Code, Darling New, Starck 3 and Vero ranges.

The X-Large tall cabinet appears modern and lightweight thanks to its frosted glass door. X-Large looks particularly elegant in the Wenge (decor) wood finish, which creates a distinctive contrast to the aluminium handles.

(left) A unified whole: The undercounter washbasin is inserted into the X-Large wooden console from below. An innovative technology allows ceramic and wood to be bonded without jointing – a transition that both looks and feels seamless and is thus easy to clean. **(above)** A floating effect is created thanks to an invisible attachment: the practical wall board in widths 60, 80 and 120 cm. The vanity units, crafted for consoles and panel tops, feature a compartment with glass shelf; the siphon remains concealed behind a rear wall but is still easily accessible.

X-Large features a host of big ideas for small bathrooms. For example: **(left)** The 30-cm wide side cabinet with removable chrome basket for towels is ideal for the powder room. Shown here in Oak Anthracite (real wood veneer). **(top)** The handrinse basin vanity unit configurations with door or drawer with chrome basket make the guest bathroom or powder room even cozier; shown here in Teak (decor). The handrinse basins shown in both images are from the Vero range.

1

2

3

4

Light, friendly, natural: this is the effect of X-Large in Natural Oak (real wood veneer). **(left)** The vanity unit with long extending drawer offers enough space for two. To match: the mirror cabinet in 120 cm width. **(1)** Vanity unit with Darling New furniture washbasin. **(2)** Vanity unit with Starck 3 washbasin (80 cm width) and mirror cabinet. The integrated light strips ensure optimum illumination. **(3)** Vanity unit with two spacious drawers in beach matt (décor). **(4)** In combination with the Vero furniture basin. **(small image)** The inside of the drawer – with self-closing function and SoftClose technology – can be individually designed with glass dividers and containers.

X-Large is undoubdtedly eye-catching in the new Teak (decor) finish. The tall cabinet – available in widths 30, 40 and 50 cm – is tall and deep, yet compact. It creates plenty of modern-looking storage space for both larger and smaller bathrooms. When paired with wall boards, a side cabinet, washbasin vanity unit and mirror, X-Large creates an incredibly versatile and inviting bathroom.

✱ More information about X-Large

All dimensions and order numbers	>page 326
Overview of furniture finishes	>page 270
Bathtubs and shower trays	>page 170/238

04 Teak (decor)

19 Beach Matt (decor)

22 White High gloss (decor)

28 Wengé (decor)

62 Oak Anthracite
(real wood veneer)

83 Oak Natural
(real wood veneer)

84 Makoré
(real wood veneer)

85 High gloss (lacquer)

86 Cappuccino (lacquer)

darling®

new

Now this is what I call modern! A success story is back – in style. Darling New is the evolution of a Duravit classic – and a good idea: lots of design for little money.

Round, delicate and extremely chic: this is how **Darling New** defines timeless modernity. The new range – sanitary ceramics, bathroom furniture, bathtubs – offers harmonious circular forms, fresh furniture fronts, individual washing area solutions and a wide choice throughout the range. The characteristic, exquisite rim features on all the ceramics. Darling New's individual washing area solutions cater for all bathroom tastes (below). The furniture washbasin (left) offers impressively generous surrounds and a delicate design, even in the smallest size. Stylish and versatile, Darling New is establishing itself as a contemporary variant of a bathroom classic – and remains pleasingly affordable.

Design by Sieger Design

Duravit New puts the spotlight on design freedom: simply combine your own favourite bathroom using the Style Finder. The brochure and even more information on the range are available to download at **www.mynewdarling.com**

1

2

3

4

5

Endearingly individual! As people today want to be able to make their own decisions, Darling New comes in numerous different sizes and variants. The washbasin is available in four different sizes, with pedestal or semi-pedestal **(4)**. Attractive alternatives are the console basin **(1)** and the furniture washbasin **(3)** that, together with the vanity unit **(5)**, create an attractive ensemble. The furniture fronts in Pine Terra are also available as bathtub panel **(2)**.

1

2

3



4

5



6

7

The delicate edge and the harmonious circle-within-a-circle of the basin are demonstrated to optimum effect in the washbasin **(1)**. The six different furniture fronts **(2)** are fresh and modern. The tall cabinet with shelves **(3)** is resplendent with its integrated mirror and plenty of practical storage space, just as the mobile storage unit **(5)**, closed tall cabinet **(6)** and vanity unit for two console basins **(7)**. Installing the Darling New bathtub diagonal to the corner of the room creates lots of storage space **(4)**.

This Darling New bathroom with bathtub, toilet, bidet and two washbasins offers fun for two and more. Just one model in the diverse range of bathtubs that adapts to all personal preferences for wellness and ambience **(top left)**. Darling New offers 14 practical mirror and mirror cabinet variants **(top right)**.

✱ More information about Darling New

All dimensions and order numbers	>page 286
Overview of furniture finishes	>page 270
Bathtubs and shower trays	>page 170/238
Leading Innovations	>page 162

Ausgezeichnet mit dem Good Design Award 2011

1

2

3

4

The delicate edge is the visual leitmotif of the range and is to be found on both the washbasin **(left)** and the toilet. Darling New has lots of forms and functions for toilets and bidets: whether wall-hanging **(1)** or floorstanding, with ceramic cistern **(2)** or in-wall cistern **(3)**. The Darling New toilet with matching SensoWash® Starck C shower toilet seat **(4)** communicates a new feeling for design, comfort and purity.

Ideal for the exclusive guest bathroom or for the holiday-home-style bathroom: the Starck 1 range, with washbasin and barrel-shaped vanity unit in American Walnut and the floor-standing WC with ceramic cistern and bidet. Practical: a glass shelf with rail provides lots of storage space, and all is concealed behind the vanity's two curved doors.

Big little bathrooms

What comes to mind when you hear the term "guest bathroom"? Cramped, functional, austere? At Duravit, we aim to correct these misconceptions by offering an array of flexible products for compact room layouts and innovative solutions for guest bathrooms and powder rooms, which come complete with properties such as: spacious, inviting, creative, cozy… and simply beautiful. See for yourself!

From the small room layout to a cozy place to unwind. Because of their inherent space limitations, many guest bathrooms and powder rooms face unavoidable design challenges that leave them looking cramped or sparsely furnished. Duravit offers the ultimate solution to these constraints through its wide offering of flexible, design-conscious products. Depending on the available space, budget and personal preferences, Duravit can transform even the smallest powder room into a comfortable place to unwind.

Washing areas for every room layout. The washing area is at the epicenter of the bathroom, and Duravit offers an extensive repertoire – everything from handrinse and built-in washbasins with vanity units to countertop basins and matching consoles in various dimensions and styles – to address the design of the washing area. The Starck 1 range offers great ideas for exclusive guest bathrooms. The barrel-shaped washbasin **(left)** and furniture unit is already a classic and is available with five attractive surfaces.

You can find solutions for small bathrooms here:

Ketho	> page 12
2nd floor	> page 34
Fogo	> page 52
Vero	> page 60
Happy D.	> page 74
Starck 1, Starck 2, Starck 3	> page 80 ff.
Architec	> page 110
Bacino	> page 118
X-Large	> page 120
Darling New	> page 132

Great design in a small amount of space: the Starck 3 range also masters limited space with consummate ease by offering an attractive and petite handrinse basin and a compact wall-mounted WC and bidet. Designing an appealing powder room couldn't be easier! For more information, please go to the Duravit website or refer to our Starck 3 brochure.

Duravit also offers both functional and attractive solutions wherever space is at a premium with versatile ceramic options and bathroom furniture that offers lots of storage space.

Shorter projection, more space. Wherever space is particularly tight, WCs with a shorter projection are great problem-solvers. At Duravit, these are known as compact designs. A urinal is both a practical and hygienic addition to a bathroom, and, if installed in more private areas, is even available with a cover. The Starck model **(previous page)**, for example, is simple, attractive and incredibly practical.

Narrow dimensions, masses of storage space. Duravit offers bathroom furniture with economical outer dimensions and a spacious interior in a wide variety of different sizes, variants and forms. The Fogo, X-Large, Happy D. and Darling New furniture ranges are just a few examples of what is available. Discreet: the bidet and toilet from the Vero range are separated from the rest of the room by a glass screen **(right)**. With Darling New, the azure accent colour brings freshness into the cloakroom **(far right)**.

Bathroom furniture creates storage space and ambiance: with compact dimensions, ingenious solutions and warm wood finishes, Duravit vanity units, tall cabinets, shelves and wall cabinets create a cozy guest bathroom.

The cozy guest bathroom. The guest bathroom and powder room achieve maximum comfort thanks to furniture elements such as shelves, storage surfaces and cabinets available in a wide variety of dimensions and designs to enable maximum flexibility. For smaller room layouts in particular, Duravit's creative bathroom furniture ideas are often the only way to create storage space or useful surfaces. Thanks to the large selection of different real wood veneers, décors and paint finishes, each bathroom can be customized to meet the user's individual taste. An entire range of matching mirrors and mirror cabinets, either with or without lighting, add the finishing touch to the perfect mini bathroom furnishings.

From the powder room to the second bathroom. With the addition of a shower tray, the powder room becomes a fully functional and comfortable bathroom that, if necessary, can also be used as second bathroom for overnight guests. With clever planning and the right products, it is often possible to transform a few square metres into a truly amazing bathroom. The Starck 1, Starck 2, Starck 3, Darling New, Happy D. and 2nd floor ranges offer particularly suitable solutions.

What you have to watch out for in the cloakroom...

- **Hospitality:** your guests will be more than happy with a few small accessories, such as soap dispensers, towel rails, etc., which are all included in the Duravit range of products.
- **Creativity:** it's entirely up to you: many Duravit ceramic and bathroom furniture ranges can be combined to optimum effect.
- **Color:** small bathrooms appear larger if you incorporate light colors, large surfaces or tile formats into your design.
- **Cleaning:** Guest bathrooms can be easy to clean. All Duravit ceramics are also available with the easy-care WonderGliss coating.
- **Climate:** a guest bathroom with shower can sometimes get a little damp. Duravit bathroom furniture finishes are more than a match for tough climate requirements.
- **Dimensions:** however small the room, there's always space for a handrinse basin, WC or for a piece of Duravit bathroom furniture. Ask your local santitaryware specialist for details.

1930 Series

Unashamedly nostalgic and yet timelessly modern:
its octagonal design makes the 1930 Series a bathroom classic.

Design by Duravit

The Duravit product range would be incomplete without this classic, which was designed in the Golden Era and presented to the public for the first time in 1930. Over time, many charming pieces were added to 1930 Series to create the complete collection as we know it today.

✱ More information about 1930 Series

All dimensions and order numbers >page 276
WonderGliss >page 265

1

2

3

4

(1) And yet, however consistently classic its look, 1930 Series epitomizes cutting-edge technology—as exemplified by its wall-mounted bidet and WC. **(2)** The ceramic shelf is also octagonal. **(3)** The washbasin shape is the archetypical octagon, with sides that taper downwards. **(4)** Bidet and WC in the floor-standing version with ceramic cistern, available with 6-liter and dual-flush system.

The new opulence in the bathroom: like a chaise longue, the bathtub from the Esplanade range invites the user to lie back and relax. With tremendously generous dimensions of 1910 x 1045 mm, it promises a truly regal bathing experience.

Esplanade

As an architect, he is internationally successful. He designed the Federation Tower in Moscow, which is the highest skyscraper in Europe and the Aqua-Dom in Berlin, the largest free-standing aquarium in the world. Sergei Tchoban has now designed a bathroom range for Duravit: **Esplanade** – luxurious, spacious, visually impressive and modern. Tchoban deliberately plays with the splendour of times past but not forgotten. So it's no coincidence that the floor-standing toilet resembles an ancient chair, the washbasin a chest of drawers and the bathtub a chaise longue. The Esplanade furniture is available in two completely different looks, either in exquisite silk or the comfortable oak wood panelling.

Design by Sergei Tchoban

Thanks to the oak panelling, the entire bathroom seems to become part of the living area. An attractive detail on the tall cabinet and vanity units is the high-quality leather handle for opening the doors and/or drawers **(top)**. Generous dimensions: the washbasins are 600 or 850 mm wide, and the floor-mounted toilet and bidet have a projection of 650 mm. The mirror that is illuminated on all four sides offers optimum lighting **(right)**.

In the silk surface finish, Esplanade is stylish, refined and timeless. However, practicality is just as important as looks: with a dark brown leather handle, the tall cabinet and vanity units offer lots of storage space that, in the drawers, is divided into practical compartments. Modern opulence that makes living bathrooms considerably more comfortable.

✱ More information about Esplanade

All dimensions and order numbers	>page 292/333
Overview of furniture finishes	>page 270
Bathtubs	>page 170
Leading Innovations	>page 162

product design award 2012

Bathroom_Foster

When a top architect and designer like Norman Foster designs a bathroom range, it's normal to expect something really special – like Bathroom_Foster.

✱ More information about Bathroom_Foster

All dimensions and order numbers	>page 295
WonderGliss	>page 265
Bathtubs and shower trays	>page 170/238

1

2

3

4

The oval is predominant in the Bathroom_Foster range, demonstrating consistency fused with flexibility. **(left)** The basin is enthroned upon a console, the built-in washbasin, inserted from below, creates storage space **(small image)**. **(1)** Floor-standing bidet and WC with visible cistern. **(2)** Washbasin with ceramic semi-pedestal. **(3)** Floor-standing bidet and WC for in-wall cistern. **(4)** Wall-mounted bidet and WC.

Caro

When purity becomes an experience: reduced forms and a distinguishing sweeping movement make the Caro ceramic range ideal for elegant bathrooms.

Design by Phoenix Design

✱ More information about Caro

All dimensions and order numbers	>page 285
WonderGliss	>page 265
Bathtubs and shower trays	>page 170/238

DESIGN PLUS reddot

1

2

3

4

(left) Reduction yields profusion: thanks to the gentle sweeping movement of its generous basin form, the Caro range appears as elegant as it is modern. **(1)** The washbasin is available in widths of 60 cm, 70 cm and 90 cm, with a ceramic pedestal or semi-pedestal. **(2)** Wall-mounted bidet and WC, the latter of which features water-saving 6-liter technology. **(3)** Consistency with the built-in washbasin, too: small basin with lots of surrounding space. **(4)** Ideal for the guest bathroom and powder room: thanks to the slim-line dimensions of the handrinse basin with semi-pedestal, all available space is used, regardless of its compact size. **(previous page)** The floor-standing WC with ceramic cistern and inner plastic tank is particularly quiet and creates almost no condensation. It is a particularly ideal solution for warmer climatic regions.

1-Piece and 2-Piece

Toilets

✱ More information about Toilets

All dimensions and order numbers >page 321
WonderGliss >page 265

1

2

3

4

5

6

7

8

9

One-piece toilets: (1) Darling New #2123010005. **(2)** D-Code #01130100001. **(3)** Starck 2 #2133010005. **(4)** Vero #2103010005. **(5)** Starck 3 #2120010001. **(not shown)** Darling New #2123510005. Starck 2 # 2133510005. Starck 3 #2120510001. **Two-piece toilets: (6)** Darling New #2126010000 + 0931200005. **(7)** Happy D. #0112010062 + #0929100005. **(8)** Duraplus #0102010000 + #0925100002. **(9)** Caro #0101010062 + #0924100005. **(left)** Starck 3 #2125010000 + #0920400004. **(not shown)** Darling New #2126510000 + #0931200005. Starck 3 #2125510000 + #0920400004.

Anyone can paint, but to create art is to create a tasteful yet diverse whole out of a few related colour tones. The next page is an example of the many variations that are possible with „non-colourful“ tones like white, natural, anthracite and black. Maybe they will help to inspire the design of your new bathroom?

YOU SET THE TONE

All White

And not a chill in the air: the Vero bathroom showcases the purest of all colours. The light flooded room creates a friendly and inviting atmosphere. The bathroom furniture creates a truly glamorous appearance with a white, high-gloss finish, while soft accents solidify the combination with matt furniture surfaces.

1 A combination of high-gloss and matt: the new Ketho bathroom furniture series in white matt, combined with the Vero ceramic series. Light grey walls, finished white board. Find out more about the new Ketho bathroom furniture series on page 12. 2 Vero wall toilet and wall bidet, more information on the series starting on page 60. 3 Vero furniture washstand with high-gloss white X-Large furniture base. Find out more about the X-Large series starting on page 120. 4 Consoles with Happy D. floor cupboard in high-gloss white and Vero series washstand. Walls are a light shade of white, tile stonework is light grey, 20 x 20 cm.

1

2

3

4

NATU-RALLY PURE

Anything but dull: This Vero bathroom skillfully combines white and light grey tones into a coherent whole. Especially warm and cosy, the surfaces of the furniture are limed oak. Choose a basalt matt surface if you would like to give the room a cooler touch. Either way, you will have a chic and modern bathroom to enjoy.

1 Vero furniture washstand with chrome console. 2 Wash space solution with Fogo in limed oak and two Vero washstands. Find more about Fogo starting on page 52. 3 Vero wall toilet and wall bidet, in white (alpine). 4 Washstand assembly and mirror Ketho in basalt matt, both 1000 mm, combined with a Vero washstand installation. Beautiful contrast: medium grey walls.

1

GREY ZONE

Highly aesthetic grey zone: Anthracite tones are as elegant as they are inconspicuous - and probably why they are so timelessly fashionable. Anthracite bathroom furniture is an optical upgrade for your bathroom and is enhanced even further by matt aluminum grip rails. White ceramic and light grey surfaces make for an effectively proven combination.

3

2

1 Asymmetric wash space with Ketho in graphite matt. Beautiful contrast: Vero washstand in white (alpine) with medium grey walls, floor in smoked oak. 2 Vero mobile washstand with furniture assembly X-Large in cappuccino (finish). 3 Vero furniture washstand in 3 sizes, 1250 mm, 1050 mm and 850 mm.

1

BLACK IS BACK

White is not always the answer. Trend researchers foresee black as the colour of the decade. No wonder: Vero in black high-gloss has a noble, charming and highly modern appeal - and it superbly unites with oak anthracite bases or chrome consoles. All of this creates an exclusive - and timeless yet contemporary - bathroom.

2

3

4

5

6

1 Vero washstand with new dimensions: 1200 mm wide and chrome console. 2 Bathroom furniture series X-Large in oak anthracite. 3 Vero washstand for one or two wash spaces. 4 Original guest toilet: material mix with medium grey, a warm oak tone and Vero in high-gloss black. 5 Ketho in graphite matt with black, high-gloss Vero ceramic. 6 Different toilet and bidet combinations from the Vero series.

Your very own home spa

It may sound banal, but we want you to feel completely comfortable and relaxed, whenever possible – and we don't want you to have to go find a public spa to achieve this. Rather, we want you to enjoy relaxation and comfort at home, in your own bathroom. This is why Duravit has developed bathtubs and wellness systems that leave nothing to be desired – neither in terms of function nor form. Like all Duravit collections, the bathtubs and wellness products comprise high quality materials, workmanship and functional finesse while exemplifying our inherent and intuitive feel for good design. Wellness for body and spirit, for the mind – and for the home: we hope you enjoy Duravit's bathtubs and wellness systems.

Freestanding bathtubs

The eye-catcher at the centre of the room: a freestanding bathtub from Duravit really comes into its own wherever there is plenty of space.

The freestanding Onto bathtub promises lots of bathing pleasure despite the compact external dimensions (140 x 80 cm).

The new opulence in the bathroom: like a chaise longue, the bathtub from the Esplanade range invites the user to lie back and relax. With tremendously generous dimensions of 1910 x 1045 mm, it promises a truly regal bathing experience. Shown here with the welcoming panel in oak (real-wood veneer).

(top) Not just pleasing to the eye: the minimalist Starck bathtub with panel, 180 x 80 cm, introduces new purity to the bathroom. Like all Duravit bathtubs made of high-quality sanitary acrylic, its warm surface feels pleasant to the touch, creating a feeling of relaxation right from the start.

The freestanding Starck bathtub makes a clear statement about design, luxury and wellness. Available in three versions: as one- or two-seater, with or without all-around tub trench. With this version, the bathtub can be filled with water right up to the rim – a wonderful feeling for bathers, since the entire body becomes surrounded by water and warmth. The tub trench is available with teak inserts **(top)** or with specially-treated stones and optimum coloured lighting. Of course, the Starck bathtub is also available without tub trench as freestanding bathtub with overflow. **(small image)**

A confident statement: the freestanding PuraVida bathtub (200 x 100 cm) with acrylic panel features simple, uninterrupted lines and soft rounded corners.

Back-to-wall bathtubs

Perhaps the most beautiful thing to be paired with a wall: a Duravit back-to-wall bathtub, available in many different forms, finishes and versions.

Happy D. bathtub 180 x 80 cm
with integrated panel.

White, an enduring fashion favourite: Duravit is now offering bathtub models with panel made of sanitary acrylic – glossy snow white, elegant and attractive. Available for Vero **(top)**, 2nd floor, the rectangular Starck bathtub, Paiova, Darling New and Onto.

Esplanade – luxurious, spacious, visually impressive and modern. Here as a back-to-wall version with panel made of white sanitary acrylic. The Esplanade range of bathtubs comprises a freestanding, back-to-wall and two corner versions, either with furniture or acrylic panel.

The characteristic recess of the PuraVida bathtub (180 x 80 cm) is available with acrylic panel in aluminium or with soft shimmering LED lighting.

Coordinated luxury. With Paiova Monolith, the striking inside basin is part of an overall rectangular form that creates additional storage space with minimum water consumption and maximum bathing pleasure. It is extra comfortable thanks to the optional, headrest.

1

2

3

4

(1) As with the rest of the range, the rectangle of the Vero back-to-wall bathtubs is an eye-catching design feature. They are available in four sizes, from 170 x 70 cm to 190 x 90 cm. **(2)** The invisible outlet of the 2nd floor bathtub, concealed by a sanitary acrylic cover, is opened and closed simply by tapping on it. **(3)** The Darling New bathtubs offer attractive and effective wellness: shown here with welcoming wood panel in Pine Silver. **(4)** Taking a bath together can be fun, and also really comfortable. The Starck bathtub, 200 x 100 cm, with two sloping backrests. The optional headrest are fixed to the bathtub with suction pads.

Built-in bathtubs

We design the bathtub, you choose the trimmings: an attractive built-in bathtub from Duravit is the logical choice for all creative interior design ideas.

Starck built-in bathtub, rectangular, 180 x 80 cm

The built-in bathtubs from the Starck range in the rectangular variant. Straight-lined, minimalist, reduced to the essentials – all to give maximum pleasure to the bather. **(small image)** The one-seater with ergonomically sloping backrest at a 30°angle, here with optional headrest. **(top)** The Starck two-seater with dimensions 180 x 80 cm offers great comfort and, thanks to the two sloping backrests, requires surprisingly little water.

Daro built-in bathtub, here as two-seater with 180 x 80 cm.

Not without reason, 2nd floor is regarded as an extensive and diverse range. There are also various built-in bathtubs to choose from, shown here in dimensions 170 x 75 cm and combined with a tiled plinth. Like all Duravit built-in bathtubs, it is also available with integrated whirl system.

The PuraVida bathtub 200 x 100 cm in the surface-mounted version with high rim.

Corner bathtubs

The corner bathtubs from Duravit make maximum use of the space in the bathroom. And if that's not enough, they also look amazingly good!

Thanks to the optimum use of space – minimal bathtub rim, maximum interior – the 2x3 corner bath offers lots of space

With the Happy D. corner bathtubs with integrated panel, the design is, once again, unmistakeable and harmonious. With variants for left and right-handed corner bathtubs, the Happy D. tub is suitable for all architectural conditions. Its ergonomic backrest, which is angled at 30° creates soothing comfort while an optional, integrated whirlsystem promises an extra-relaxing bathing experience. The Happy D. corner bathtubs are also available with furniture panel and as built-in bathtubs.



Paiova is available as a one- or two-person bathtub. Design by EOOS.

Paiova Whirltub, 170 x 130 cm

Paiova, 170 x 100 cm

The reason behind the trapezoidal form of the Paiova bathtub is comfort: it simply offers more space for taking an enjoyable bath. Whether as a one-person bathtub **(right)**, here with the American Walnut (real wood veneer) bathtub panel, or as a comfortable two-seater for lying side by side **(top)**. The step makes it easier to get in and out. It's even more comfortable with the optional headrest. The bathtub with integrated acrylic panel is made from a single piece without any annoying joints **(small image)**.

Tub covers

Added value for the bathtub.

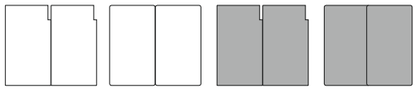

The covers are available in a set of two in white or anthracite and with or without side opening for the shower hose.

Duravit originally developed this design highlight for the Sundeck and Blue Moon bathtubs: with the ingenious covers, the bathtub can be transformed into a comfortable relaxation deck in no time at all. Reason enough to now also offer them separately. With the elements that can be individually combined, it is now possible to transform almost any bathtub into a practical storage area or seat, changing mat or relaxation deck.

Coloured light and whirl technology

There’s one thing that you want to experience in the bath more than anything else: relaxation. An effect that can be maximised with whirlpool and lighting systems from Duravit.

Mobile, easy to use, uncomplicated: the remote control can be used to operate all coloured lights in a Duravit bathtub. With a graphic, comprehensible design, operation is as easy as with a television. The difference is that the programmes are much better, more relaxing and have a more beneficial effect on the body. Waterproof and easy-care, the remote control withstands all bathing activities.

The Blue Moon bathtub, designed by Jochen Schmiddem.

The positive effect of colour on the human psyche has been medically proven, while light is successfully used for therapy. Coloured light can also be used at home, in one's own bathroom, for relaxation and to boost wellbeing. Duravit bathtubs with integrated coloured light and LED lights set into the sides of the bathtub create a tranquil, soothing atmosphere. Individual colour shades can be selected or they can be set to change subtly at regular intervals. Select from five different programmes.

The Darling New bathtubs offer attactive and effective wellness: a soft, white, atmospheric LED light shimmers below the rim. For rectangle bathtubs the LED stripe is installed in front area (small illustration) - for bathtubs with acrylic panel the light is all-around rim.. The optional headrest also promises optimum relaxation. A total of 12 different bathtub variants are available in combination wirh furniture or acrylic panel or as built-in version

The comfortable headrest is available in either white or blue.

The Starck whirltub in action, remote controlled from the rim of the bathtub. A Duravit bathtub can be fitted with five different whirlsystem, ranging from the "simple" air system with air jets on the base of the bath to the Combi-System L, which combines the individual air and jet systems (water jets installed on the side), jets for back, foot massage and a halogen spotlight. Unlike the LED lights that are also available, the halogen light only truly comes into its own in combination with water.

Starck whirltub with
Combi-System E, 170 x 80 cm

In the Duravit whirltubs, you not only experience bubbling bathing pleasure but also beneficial after-effects: the air bubbles stimulate the circulation and the water massage stimulates the blood flow. You feel lighter and carefree, muscular pain and tension simply disappear.

(1) Floor jets: pre-heated air bubbles surround the entire body to stimulate the circulation and relaxation of the nervous system. **(2) Jets:** a mixture of water and air gently massages the back, thighs and calves. The bubbles stimulate the tissue under the skin, providing relief for muscular pain and tension. **(3) Rotating jets:** rotating water-and-air massage jets gently massage shoulders, lumbar regions and feet to stimulate circulation, increase muscular function and strengthen the organism. **(4) Halogen spotlight:** this creates an even more pleasant bathroom atmosphere. **(5) LED spotlight:** Unlike the halogen spotlight, the LED spotlight can also be used without water as additional atmospheric lighting.

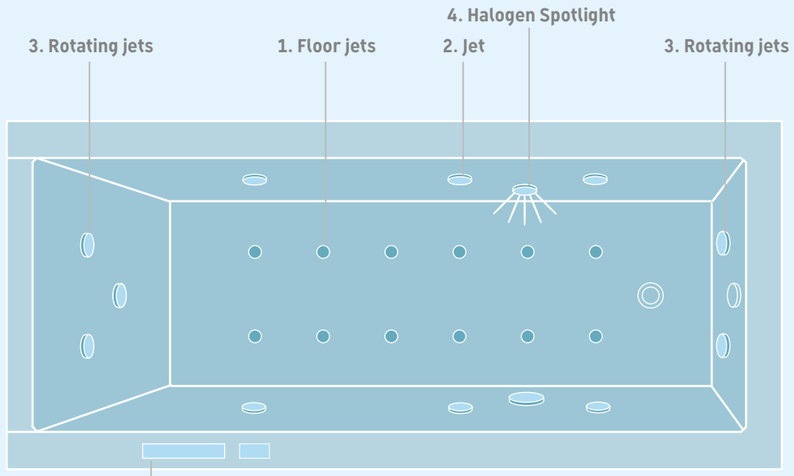

Combi L control unit

Combi E control unit

Combi P control unit

Air system. Pre-heated air from 12 air nozzles set into the base of the tub bubbles gently around the entire body. The Air System can be optionally extended to include the additional sound and/or LED coloured light module: it uses Bluetooth to establish a connection with an MP3 player, mobile phone, etc. and also to select the track and volume.

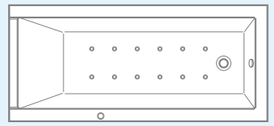

Jet system. Six water-air nozzles arranged in the side wall create a beneficial massage effect. The intensity of the massage jet is regulated via an air controller on the rim of the bathtub. The Jet System can be individually extended to include the additional LED coloured light and sound module.

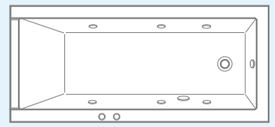

Combi-System P. The positive action of the air-and-jet system is combined in the Combi-System P. In addition, the Combi-System P is fitted with four rotating back massage jets. It is operated via two pneumatic switches and one air controller fitted onto the rim of the bathtub. The Combi-System P can be individually extended to include the additional LED coloured light and sound module.

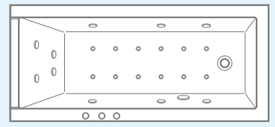

Combi-System E. The electronic control of the Combi-System E offers particular comfort. The air and jet systems, which are included as standard, as well as LED white light and the back and foot massage jets, are all easy and convenient to operate from a compact panel. The Combi-System E can be individually extended to include the additional modules for temperature, LED coloured light, sound and UV hygiene management.

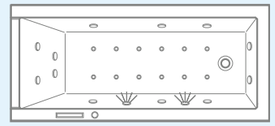

Combi-System L. When touched, the control unit lights up in blue. The air and jet systems, which are included, halogen spotlights (with Blue Moon, two spots) and the back and foot massage jets are all easy and convenient to operate from the compact panel. The Combi-System L can be individually extended to include the additional coloured light as LED spotlight **(previous page)**, temperature L and automatic UV hygiene management modules.

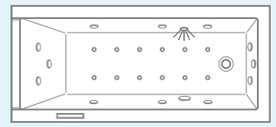

Air massage · Jet massage · Foot massage · Back massage · Coloured lights · Light · Temperature · Temperature L · UV hygiene management · Sound

for 1 person for 2 people **L/R** Corner left/Corner right

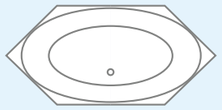

2 x 3

1900 x 900 mm
2000 x 1000 mm
More information from p. 329

2nd floor

1700 x 700 mm
1700 x 750 mm
More information from p. 329

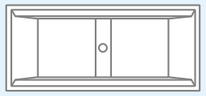

2nd floor

1800 x 800 mm
1900 x 900 mm
2000 x 1000 mm
More information from p. 329

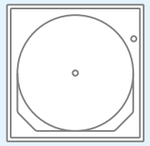

Blue Moon

1400 x 1400 mm
More information from p. 330

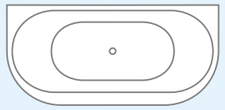

Darling New

1900 x 900 mm
More information from p. 332

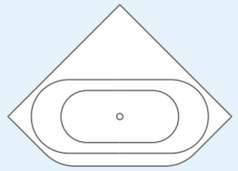

Darling New

1415 x 1415 mm
More information from p. 332

Daro

1700 x 700 mm
1700 x 750 mm
More information from p. 332

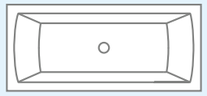

Daro

1800 x 800 mm
More information from p. 332

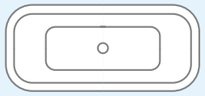

Happy D.

1800 x 800 mm
More information from p. 336

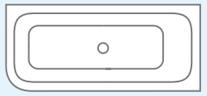

Happy D.

1800 x 800 mm L/R
More information from p. 336

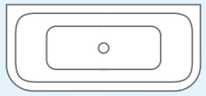

Happy D.

1800 x 800 mm
More information from p. 336

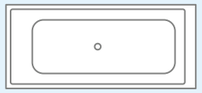

Onto

1700 x 750 mm (depth 340 mm)
More information from p. 337

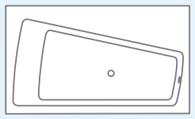

Paiova Monolith

1700 x 1000 mm L/R
More information from p. 342

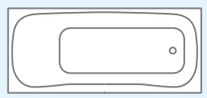

PuraVida

1700 x 750 mm L/R
More information from p. 342

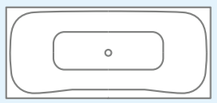

PuraVida

1800 x 800 mm
1900 x 900 mm
More information from p. 343

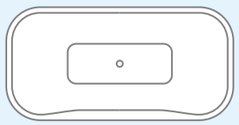

PuraVida

2000 x 1000 mm
More information from p. 343

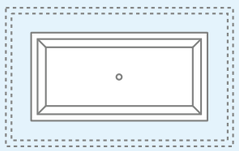

Starck

1800 x 900 mm
2320 x 1420 mm*
More information from p. 344

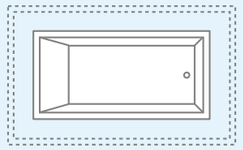

Starck

1800 x 900 mm
2320 x 1420 mm*
More information from p. 344

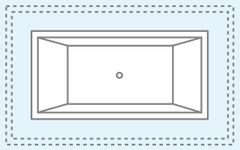

Starck

1800 x 900 mm
2320 x 1420 mm*
More information from p. 344

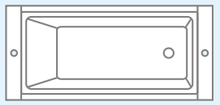

Sundeck

1900 x 900/1000 mm
2000 x 1000 mm **
2105 x 1200 mm ***
More information from p. 351

* With tub trench and specially treated stones or wooden inlays, 2320 x 1420 mm
** Built-in version incl. support, *** Built-in version incl. rail-mount system

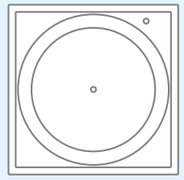

Blue Moon

1800 x 1800 mm
More information from p. 330

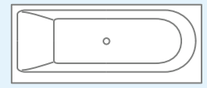

Darling New

1600 x 700 mm L/R
1700 x 700 mm L/R
1700 x 750 mm L/R
More information from p. 331

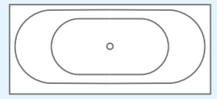

Darling New

1800 x 800 mm
1900 x 900 mm
More information from p. 331

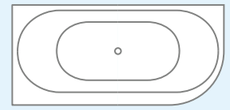

Darling New

1900 x 900 mm L/R
More information from p. 331

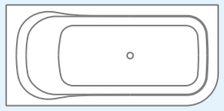

Esplanade

1900 x 900 mm L/R
More information from p. 333

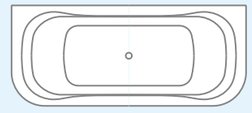

Esplanade

2100 x 900 mm
More information from p. 334

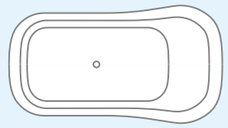

Esplanade

1910 x 1045 mm
More information from p. 334

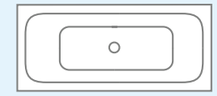

Happy D.

1800 x 800 mm
More information from p. 334

Onto

1700 x 750 mm
1800 x 800 mm
More information from p. 338

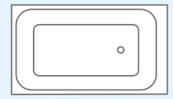

Onto

1400 x 800 mm
More information from p. 338

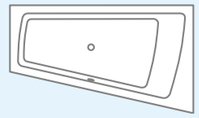

Paiova

1700 x 1000 mm L/R
More information from p. 340

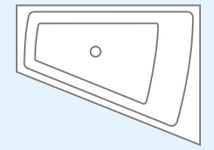

Paiova

1700 x 1300 mm L/R
1800 x 1400 mm L/R
More information from p. 341

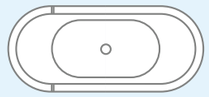

Starck

1800 x 800 mm
More information from p. 345

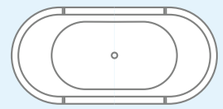

Starck

1900 x 900 mm
More information from p. 345

Starck

1500 x 700 mm
1500 x 750 mm
1600 x 700 mm
1700 x 700 mm
1700 x 750 mm
1700 x 800 mm
1700 x 900 mm
More information from p. 344



Starck

1800 x 800 mm
1800 x 900 mm
1900 x 900 mm
2000 x 1000 mm
More information from p. 344

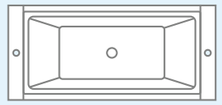

Sundeck

1900 x 900/1000 mm
2100 x 900/1000 mm
2000 x 1000 mm **
2105 x 1200 mm ***
2200 x 1000 mm **
2305 x 1200 mm ***
More information from p. 351

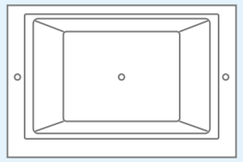

Sundeck

2100 x 1400 mm
2200 x 1415 mm **
More information from p. 353

Vero

1700 x 700 mm L/R
1700 x 750 mm L/R
More information from p. 353

Vero

1800 x 800 mm
1900 x 900 mm
More information from p. 353

Nahho

Not bathing but floating. The Nahho floatation tub enables the bather to enjoy the feeling of weightlessness and complete relaxation.

Visual relaxation: all technical elements such as tap fittings, flood spout or the optional indirect lighting are concealed behind a furniture cover in white matt or graphite matt finish.

✱ More information about Nahho

All dimensions and order numbers >page 337
Coloured light and whirl technology >page 192

reddot design award winner 2011

iF product design award 2012

1

2


3

4

5

With Nahho, Duravit introduces a new form of bathing culture – floating. Nahho is the name of the original canoe, the dugout canoe and floating is that wonderful feeling of stretching out and drifting in water, almost weightlessly. The optional, height-adjustable "bushman" neck rest **(5)**, designed according to a classic Ethiopian model, further enhances the feeling of relaxation. Nahho is available as built-in **(2)** and as back-to-wall version **(1)**, optionally also with the Durapearl system **(3)** and sound module **(4)**.

Sundeck

An all-in-one bathtub, lounger and wellness source: Sundeck for twice the amount of relaxation – both indoors and outdoors.

In the bathroom, in the living room or on the terrace… designed by EOOS, **Sundeck** can be set up wherever there is a hot water connection. The practical cover keeps the bathwater at a desirable temperature. But there's more: it folds together to become a comfortable headrest and can be closed to create a relaxing lounger.

Design by EOOS

1

2

3

(1) For those who prefer to install the tub in their own unique way, Sundeck is available as a built-in tub, shown here as a two-seater with two sloping backrests, 190 x 90 cm. A single-seater, 190 x 90 cm, and an XL two-seater, 210 x 90 cm, are also available as built-in versions. And for those who would like to experience something more when bathing, the optional Duravit whirlsystem and LED coloured lights are available for all versions. **(2)** Sundeck as a lounger with closed cover. **(3)** The freestanding version of Sundeck (190 x 90 cm) provides the ultimate vacation-like retreat.

The freestanding version of Sundeck is available in the sizes 1900x900mm, 2100x900mm and 2100x1270mm. Tub panel is available in a choice of seven real wood or wood decor veneers.

✱ More information about Sundeck

All dimensions and order numbers	>page 350
Overview of furniture finishes	>page 270
Coloured light and whirl technology	>page 192
Bathtub features	>page 268

reddot design award
winner 2009 • Best of the best

1

2

3

4

(1) The upholstered cover folded together to form a headrest. **(2)** When Sundeck is installed outdoors, a persenning keeps the bathtub and the relaxing deck clean. **(3)** The hand-sewn white relaxing deck and bolster make for additional comfort. **(4)** An upholstered white fabric step (109 x 28 x 14 cm) makes it easier to get into the bathtub.

Simply spacious: Sundeck as pool. With dimensions 210 x 140 cm, it offers lots of space for enjoying bathing with friends.

✱ More information about Sundeck Pool

All dimensions and order numbers >page 350
Overview of furniture finishes >page 270
Pool systems >page 226

reddot design award
winner 2009 • best of the best

1

2

3

4

(1) The Sundeck pool has three whirl cycles for perfect wellness: Power, Relax and Emotion, the latter with the new Durapearl nozzles – only water, only air or a mixture of water and air that creates a gently bubbling surface. **(2)** A control panel is concealed beneath a flap at the side. The settings for the whirl and underwater coloured light programmes can be set here. **(3)** The pool enjoyment can be controlled via a waterproof remote control. **(4)** So all you have to do is lie back and relax…

1

2

(1) In spite of its size (2100 x 1400 mm), the Sundeck Pool remains true to Duravit design standards. The bathtub panel is available either in real wood or a wood veneer finish. The pool is available as a corner, wall or freestanding version. Without the pool system it can be supplied as a built-in version with variable tub support. **(2)** When the pool is not being used it can be covered over to create a comfortable flat sundeck with hinged headrest.

Blue Moon

Blue Moon is the ultimate in feel-good bathing — and a high-quality design object.

The more water, the more room, the more depth…the better. With its square body and circular tub and an immersion depth of 510 mm, the elegant **Blue Moon** tub embodies design in its purest form. Immerse yourself completely in water coloured with light. Because only the user's back touches the tub, a feeling of pleasant floating weightlessness takes over – and this becomes even more pronounced in the larger version of Blue Moon.

Design by Jochen Schmiddem

✱ More information about Blue Moon

All dimensions and order numbers	>page 330
Overview of furniture finishes	>page 270
Coloured light and whirl technology	>page 192
Bathtub features	>page 268

Received the "Good Design Award" 2007

1

2

3

4

(left) Blue Moon with acrylic panel with Teak inlay and optional Teak bench with stainless steel clothing rail. In addition to the free-standing version there are also corner and back-to-wall versions. **(1)** Convenient accessory: the comfortable headrest. **(2)** For purists: Blue Moon as a bathtub without whirlpoolsystem. **(3)** The whirlpool tub in action, shown here with Teak panel. **(4)** The optional Teak bench with practical support and clothing rail.

Blue Moon Pool, 180 x 180 cm. Shown here with bathtub panel in Teak decor. Comfort can be individually controlled via the waterproof remote control with functions such as underwater coloured light and the Power, Relax and Emotion cycles, which operate either separately or in parallel.

Practical and tidy – the weather-resistant outdoor persenning offers optimum protection.

✱ More information about Blue Moon Pool

All dimensions and order numbers >page 330
Overview of furniture finishes >page 270
Pool systems >page 226

Received the "Good Design Award" 2007

1

2

3

4

(1) The upholstered cover serves a dual function as a shelf, seat or lounger. **(2)** It doesn't always have to be in the bathroom: the freestanding Blue Moon pool is also suitable for installation in conservatories or on the terrace. Either way, it is also available in all variants as bathtub without pool functions. **(3)** Instead of wood, the Blue Moon pool is also available with acrylic panel. A foot rest, the wooden inlays and separate bench are all practical options. **(4)** When the cover is no longer required, it can be stored away in the compact, pull-out holder at the side.

The Blue Moon pool is available in 180 x 180 cm. The generous depth of 50 cm enhances the "floating" effect - allow yourself to be carried away.

The Duravit **(1)** Blue Moon and **(2)** Sundeck pools leave nothing to be desired. Neither in terms of design: the water nozzles are available in white. Nor in terms of function: three whirl cycles ensure bubbling bathing pleasure and can also be combined with coloured underwater lights. All programmes are operated via a waterproof remote control.

Blue Moon Pool

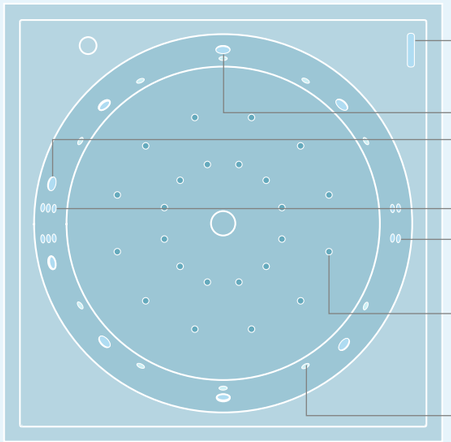

Control panel

Power cycle
2 powerful nozzles in the side panel
2 powerful nozzles to massage the back

Relax cycle
6 adjustable back massage nozzles
4 rotating foot massage nozzles

Emotion cycle
24 Durapearl nozzles arranged in a radial pattern

Coloured light
10 LED spotlights with 6 fixed colours and 5 colour programmes

1

Sundeck Pool

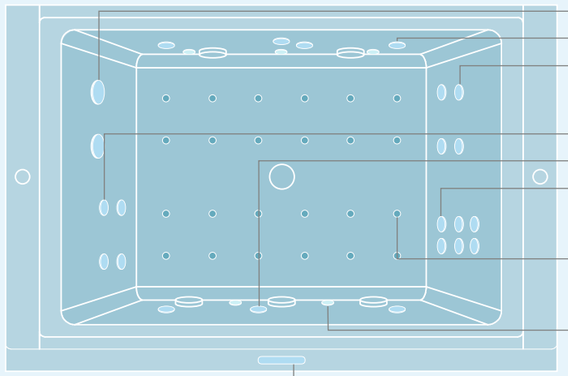

Power cycle
2 powerful nozzles to massage the back
3 nozzles in the side panel
4 rotating foot massage nozzles

Relax cycle
4 rotating foot massage nozzles
3 nozzles in the side panel
6 adjustable back massage nozzles

Emotion cycle
24 Durapearl nozzles

Coloured light
5 LED spotlights with 6 fixed colours and 5 colour programmes

Control panel

2

Duravit pool cycles

Emotion cycle. Combines 3 functions and offers just the right combination or whirl function to suit every mood. The bubbling, foaming bath with a mixture of water and air is relaxing. The system that just uses air is invigorating and revitalising. The fine water jets create a gentle tingling sensation.

Relax cycle. Depending on the shape of the tub, nozzles arranged in different layouts provide a mild, gentle massage for the muscles on either side of the spine and are combined with the whirling jets from the rotojets for an effective foot massage. This cycle is all about lying back, relaxing and leaving worries and cares behind.

Power cycle. Muscular tension is common in the upper back and shoulder area. The large power jets ensure a powerful massage of the shoulder blades and the shoulder itself. Depending on the shape of the tub, the shoulder massage is combined with massage nozzles in the lumbar area or with a powerful foot and side massage.

Pool colour programmes

Energy. In combination with the “Colour Splash” programme 1, users can look forward to a lively experience. With this programme, the invigorating effect of the pure air bubbles released by the Emotion cycle is particularly beneficial.

Balance. Combined with the “Rainbow” colour programme 2, the Relax cycle and the bubbling air-and-water mix of the Emotion cycle help to restore your equilibrium.

Awakening. This programme is particularly recommended in the mornings because, in combination with the “Sunrise” colour programme 3, it gradually increases the massage intensity to prepare your body for the day ahead.

Revival. Select this whirl programme at the end of a busy day, after work or simply to relax; it is ideal in combination with the “Sunset” colour programme 4. It starts with an energetic Power cycle massage and ends with the pure water jet of the Emotion cycle.

Fitness. The “Light pulse” colour programme 5 offers a colourful mix of the different cycles. This programme reflects the diversity of the different cycles.

The comfort bath is like a

holiday at home

The anti-aging effect: Mirrorwall, Multibox New, X-Large, Sundeck, SensoWash® & Co., to name just a few examples from the Duravit "Wellness Pampering Program".

The way in which the "golden years" are experienced has changed considerably: Today we are more active, vital, and above all, more relaxed. We draw the power for this from many different sources: healthy nutrition, exercise, wellness options - and not only at the beauty spa, but also in the comfort of our own homes. It's no wonder that so much comfort can await you in your bathroom.

What's it like being 50? You've accomplished a lot in your career and now you can enjoy your free time in a completely different way. You're active, love travel and exercise, and you take advantage of cultural activities. You've also learned to enjoy your precious free time - to kick back, check out and find your center. You now have the time and means to fulfill your dreams and desires. At the top of your wish list: a new, comfortable bath.

Duravit - the comfort brand. There are so many possibilities for improving the comfort of your private bath. Whether a special design upgrade or a small but effective extra, nearly all Duravit products will bring you added value that improves living quality. Just three examples: **(1)** The indoor/outdoor bath sundeck that doubles as a comfortable lounger. **(2)** A practical night light function. **(3)** Comfortable sensor technology instead of a light switch - a feature included with all Duravit bathroom furniture.

1

2

3

1

You'll find comfortable solutions for your bath here:

2nd floor	> page 34
Starck	> page 80
Architec	> page 110
X-Large	> page 120
Paiova	> page 188
Coloured light and whirl technology	> page 192
Sundeck	> page 206
SensoWash®	> page 232
Shower Trays	> page 238

"Comfort" is only a word. Its meaning is experienced with increasing age. The bath is a shining example of how well-considered functionality can really help when it comes to physical limitations.

1

2

3

What makes life more comfortable in the bath? This is the question that Duravit is constantly pursuing and constantly answering in new and improved ways. For example: spacious bathtubs with ergonomic 30°-inclined backrests. Practical steps and hand rails. Floor-level bathtubs for seamless transition to a tiled floor. Bathtubs with wooden extensions or anti-slip lamination for a secure grip even when wet. Wheelchair accessible washstands. Toilets with a higher sitting position. Padded containers on wheels are also small, mobile seating options. Mirror and mirror cabinets with integrated lighting and night light function to prevent blinding. And, and, and....

(1) A stunning example of a Duravit brand comfort bath: Wall toilet Comfort, floor-level shower tub with flat drain cover for optimal standing comfort, mirror with integrated lighting, wash stand with foundation, wheeled container. Ceramic: Starck 3, furniture: X-Large. **(2)** The X-Large container on wheels serves not only as a practical storage cabinet, but also as a padded seat - both completely mobile. **(3)** The Starck 3 Comfort wall toilet offers a 5-cm raised seat for extra comfort.

For a long, youthful spa lifestyle. A bath is only comfortable as long as it "lasts". Therefore, a bath from Duravit is possibly the best investment you can make. The "made in Germany" quality of our bathroom furniture is proverbial - our ceramic work is made to last nearly two hundred years. And our designers focus on lasting beauty, not just fashionable gimmicks. The bath stays young, fit and attractive like its user.

Questions about your new comfort bath...

- **No space?** You wouldn't believe how quickly and easily a spare room or old office can be converted into a wellness bathroom.
- **Shower, bathtub or both?** Duravit has a wide range of products to suit all tastes, even options for smaller spaces.
- **Extras?** We admit that extras cost a little more than the standard design. The important questions are: What level of comfort do I need? What kind of life quality would I like to attain? What other kinds of support or help and comfort do I want?
- **Planning?** You'll want to perfectly plan out your new bath. Our spa specialists are here to help.
- **Costs?** Your spa specialist will be able to tell you how much your new bath will cost. An initial orientation of the different pricing levels can be found in the index.

Barrier-free showering. Special consultation is particularly important with barrier-free bathrooms in order to ensure that the products used meet the relevant standards and guarantee both practicality and flexibility. DuraPlan is a comfortable shower that fits flush with the floor and is thus the ideal solution for barrier-free bathrooms. With elderly people, many dangerous falls can be prevented simply by eliminating the step into the shower. A fixed shower seat that is tailored to the user's body size can be retrofitted, as can the necessary handles and supports.

Showering safely. All shower trays are also available with the Antislip coating. Thanks to the transparent but effective coating, the feet gain a more secure hold and, in accordance with the DIN 51097 standard, ensure greater safety when showering. The outlet cover itself is very flat and also ensures a secure footing. The Antislip coating, which can be optionally applied ex-factory, is durable, easy-care and environmentally friendly.

Lots of extras. **(1)** The Blue Moon range ensures comfort with a bench as entry aid and additional handle. **(2)** The white, upholstered Sundeck steps make it easier to get in and out. **(3)** If you're lying comfortably, you can enjoy a bath even more: the optional headrest is simply attached to the bathtub with suction pads and is available for the Darling New, Esplanade, Paiova, Blue Moon and Starck bathtubs.

1

2

3

Nothing is as thorough, as hygienic, as natural and as refreshing as cleaning with water. After using the toilet too: this is why Philippe Starck and Duravit developed **SensoWash®** Starck, a pioneering innovation in the world of shower-toilet-seats that redefines comfort, quality of life and modern toilet hygiene, from gentle cleaning to pleasant drying, all operated by a remote control. Available for the toilets in the Starck 2, Starck 3 and Darling New ranges. **Would you like to find out more?**
www.sensowash.com

sensoWASH®

A new feeling for design, comfort and purity.

sensoWASH®
DESIGN BY S+ARCK

When developing SensoWash® Starck, the focus was very firmly on design: Its designer credentials are evident in the timelessly modern character of its elegant, slimline aesthetics. Ceramic and seat merge to form a harmonious, elegant unit. Irrespective of whether SensoWash® Starck is combined with the toilets from the Starck 2, Darling New or Starck 3 ranges.



From the comfortable, heated seat to the **(1)** wireless, intuitive remote control, SensoWash® Starck feels every bit as good as it looks. The functions themselves – **(2)** Rearwash, **(3)** Comfortwash, **(4)** Ladywash, **(5)** hot-air dryer, seat heating, memory keys for two users – offer maximum comfort and ultimate user-friendliness.

sensoWASH® D-CODE

✱ More information about Sensowash

All dimensions and order numbers >page 307

1

2

3

4

5

(1) The SensoWash® D-Code functions are operated via the control unit at the side of the toilet seat. **(5)** The ergonomic seat is particularly comfortable. The desired function is selected via the remote control: **(2)** Rearwash, **(3)** Comfortwash or **(4)** Ladywash – pleasantly warm, pleasantly gentle. Water temperature, jet intensity and nozzle position can be individually controlled.



You will find detailed information in the SensoWash brochure. It is available to order or to download from the Service area at **www.duravit.com**

The models from the Starck range show just how a shower tray can become a design object. Clear and minimalist lines that are aesthetically refreshing and meet all practical requirements. The Starck shower trays are available as built-in models in sizes ranging from 80 x 80 cm to 180 x 90 cm and are suitable for showering together in comfort but also for use with just one shower unit **(left)**. The inserts made of solid Teak are an attractive option **(top)**.

Shower trays

1

2

Contemporary forms for contemporary needs: the PuraVida shower tray is available in two different dimensions, in 90 x 90 cm or 120 x 80 cm **(small images)**, both with and without apron **(1, 2)**. It offers customised showering fun for all needs and all architectures.

All Duravit shower trays are also available with the special, transparent, Antislip coating.

Zero height, zero problem.
The Flush fitting shower tray DuraPlan.

Flush fitting shower trays are appreciated by design-conscious bathroom users. In the past, such shower trays had a tendency to pose installation challenges. Now, Duravit has introduced its solution – which allows for installation after floor tiles have been set. A height-adjustable frame makes it possible to achieve a perfectly-suited space for the tray, while its outlet can be precisely positioned by means of a template. A new and completely watertight drain system prevents the possibility of water damage and if need be, the tray can be removed later to provide access for servicing.

OpenSpace

The shower partition that enlarges the bathroom.

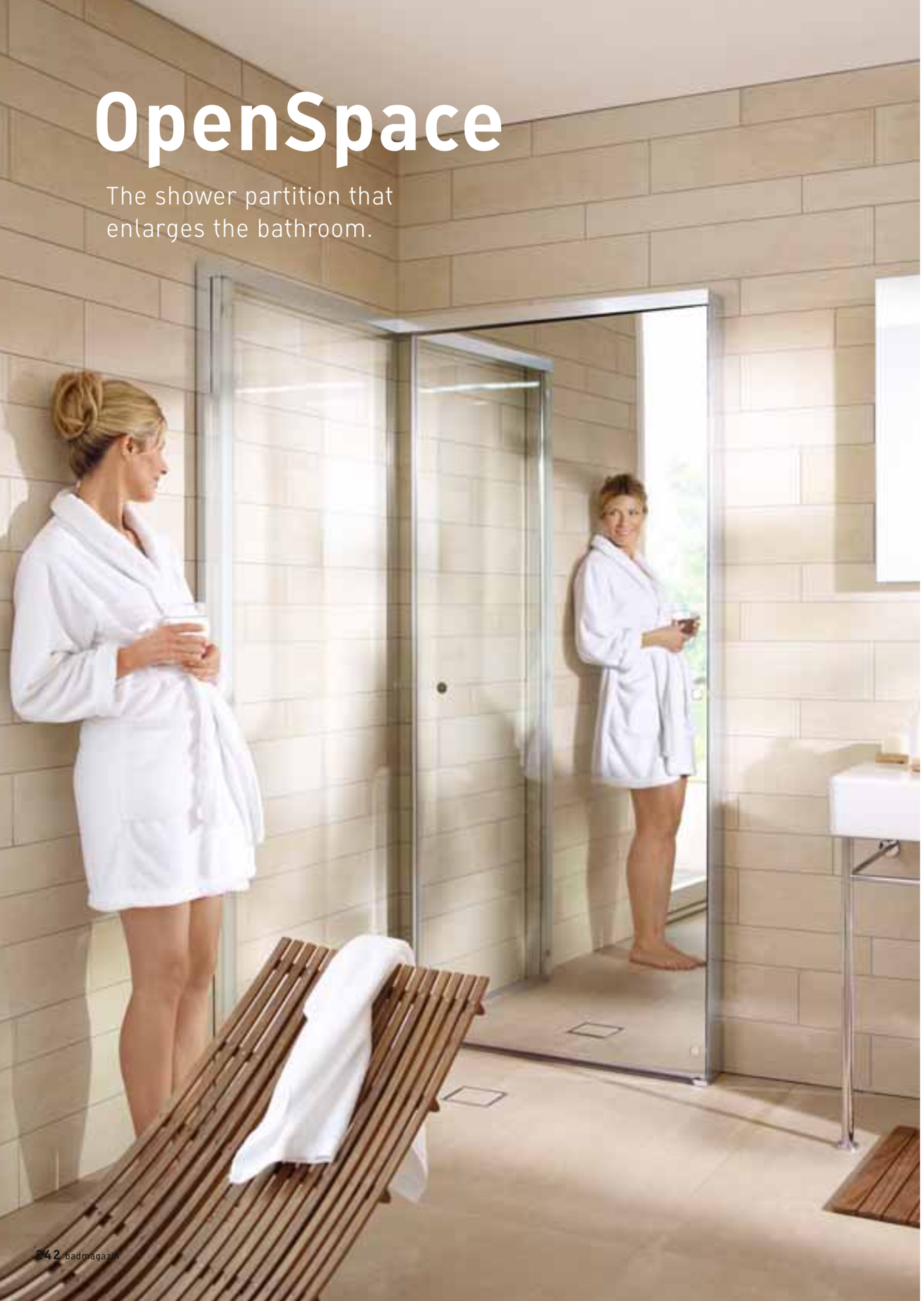

A shower enclosure takes up a lot of valuable space in the bathroom – but does it really have to? The EOOS group of designers thinks not and therefore developed the innovative OpenSpace shower enclosure that makes the bathroom bigger.

The integrated U-profile compensates for a wall unevenness of up to 18 mm. This is a great advantage when walls are not completely flat, as is commonly the case in older buildings.

✱ More information about OpenSpace

All dimensions and order numbers >page 338

A brilliant chrome frame creates a visual accent that conforms to the contour of the wall. Two large self-locking glass doors are fitted in the frame, in a translucent design or with a mirror on one side. After showering, these doors can simply be "folded" against the wall. This avoids a rail protruding into the room, the tap fittings and shower hose are concealed and the bathroom appears much larger, particularly with mirrored glass.

OpenSpace can be perfectly combined with the flush-fitting DuraPlan shower trays (left), but also with other shower trays and bathtubs. This transparent OpenSpace variant in combination with the Nahho floatation bathtub can also be folded against the wall after showering – thereby creating more space for the bather.

St.Trop

The steam shower
by Philippe Starck:
wellness in top form.

There are lots of steam showers on the market. But only one designed by Philippe Starck – St.Trop. The steam shower is reduced to the essentials; it is presented as a simple rectangle. The door forms a frame, as with a painting. The inside thus becomes the canvas depicting all kinds of action: showering with a hand-held or overhead shower, steam showers, taking a Kneipp cure or simply relaxing in soft, pleasant light…

✱ More information about St.Trop

All dimensions and order numbers >page 349
Overview of furniture finishes >page 270

The standard stool also adopts the artistic motif and resembles a modern sculpture. The cabin itself is available in high-gloss white and the aluminium door frame can feature any of 27 different Duravit finishes. The 1000 x 1000 mm large steam shower is available as back-to-wall and as corner version, left or right.

Inipi

The sauna for the bathroom and the living area: thanks to its ingenious layout and lots of transparency, the Inipi sauna module harmonises with the atmosphere of both the bathroom and the living area.

The idea of healthy sweating first emerged in Asia as many as 5000 years ago. From there, it spread to Europe and the New World, where the original inhabitants of North America developed their own take on it: “Inipi”, a sweat lodge in which hot stones were used to generate the necessary heat. Inspired by this ancient form of sauna, the EOOS design team developed an innovative sauna concept for Duravit – compact, transparent and inviting. Inipi’s fully glazed front is incredibly chic and particularly effective in the bathroom and living area.

Design by EOOS

1

2

3

4



Thanks to its ingenious layout, the compact cubicle, here shown in a width of 1800 mm, offers sauna users plenty of space **(1)**. The 2350 mm wide version **(2-4)**. The large glass front creates a light, airy atmosphere and further enhances the sense of space. The sitting and lying areas, as well as the floor, wall and ceiling covering are made of natural wood. The feeling of calm, clarity and relaxation is supported by the LED coloured light, the "invisible" loudspeaker with radio and the AUX connection together with pre-programmed light-sound-climate scenarios.

✱ More information about Inipi

All dimensions and order numbers >page 355
Overview of furniture finishes >page 270

1

2

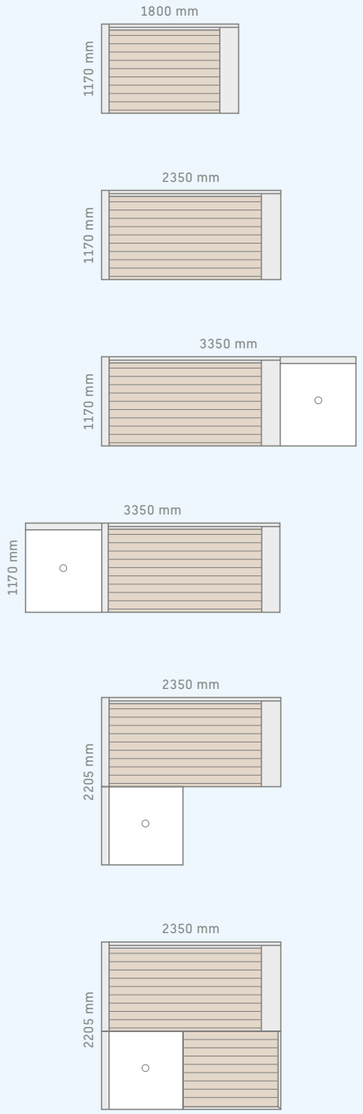

3

A remote control unit that looks and feels like a stone – an ode to the traditional Inipi – is available. **(2)** The sauna's functions can also be controlled using a display fitted behind a flap on the outside of the unit. The heater and water pouring container are integrated into the sauna module but remain concealed behind a panel **(1)**. The Inipi sauna is available in two different widths with the addition of the Inipi Ama shower module as a truly refreshing option. **(left + 3)**.

Inipi B

Inipi B. Tremendous sauna pleasure in the smallest amount of space.

✱ More information about Inipi

All dimensions and order numbers >page 358
Overview of furniture finishes >page 270

(left) The Inipi B Super Compact variant for one person has a footprint of approx. 120 x 120 cm an fits in just about any corner. Nevertheless, it is large enough for the user to change postition during the sauna session, thereby ensuring a comfortable an ergonimic sitting posture, even over longer periods. **(1)** the larger variant that approx. 240 x 120 cm offers two people space to lie down in the sauna in comfort. **(2-3)** The backrest with horizontal wooden louvers is individually adjustable and backlit with a soft LED light. The backrest with horizontal wooden louvers is individually adjustable and backlit with a soft LED light (only Inipi B Super Compact). **(4)** Water is poured over the hot stones at the push of a button inside the sauna. **(5)** Natural sauna comfort with Inipi B: thanks to the sitting and lying elements made of light aspen wood.

The bathroom in its best light

Bathroom lighting has to meet different requirements: practical light is needed for cosmetic purposes and emotional light to create atmosphere. Ranging from the illuminated mirror cabinet and integrated coloured light programmes to complete lighting concepts, Duravit introduces good ideas for presenting the bathroom in the best light – not only after sunset.

Light has an impact on our psyche. A fact that we can also take into account with interior design. Light not only makes the flowers bloom. The skilled use of light sources can also have a positive and sustained effect on a room's atmosphere – especially in the bathroom, a place for calm and relaxation. By the way, the use of light as design feature is certainly nothing new: as early as in Antiquity, ancient builders incorporated natural sunlight into their designs in order to create certain moods. Today, thanks to modern technology and new materials, the possibilities of light design are more versatile than ever.

The "highlight" in the bathroom - in the truest sense of the word. With a customised lighting concept, 2nd floor meets the different requirements of bathroom users. The illuminated shelf on the reverse of the vanity unit, the tall cabinet with sliding mirror door and interior lighting, and the two-sided revolving mirror are all operated via touch LED **(bottom left and right)**. Mirrors also have a nightlight function – as does the Multibox New mirror cabinets **(top right)**.

You will find lighting systems here:

2nd floor	> from page 34
Fogo	> from page 52
Starck	> from page 80
Inipi	> from page 250
Sundeck	> from page 206
Blue Moon	> from page 216

From mirror cabinets to saunas: with good ideas in all manner of product areas, Duravit brings functional and pleasant light into the bathroom.

1

Useful light for everyday bathroom life. The topic of "light in the bathroom" is a common feature of all Duravit product areas. Starting with the extensive range of mirrors and mirror cabinets featuring intelligently integrated lighting elements that prove extremely helpful on an everyday basis, also with cosmetic tasks. The translucent glass shelf in the Fogo mirror cabinet **(image bottom left)** illuminates the content and area around the cabinet with an indirect, pleasant light. The clip-on light is a practical feature during facial-care routines.

(1) Mirror from the Starck programme with softly illuminated light square. **(2)** The clip-on light of the Fogo mirror cabinet emits a no-glare light. **(3)** A one-off – the Starck mirror with four illuminated edges.

2

3

Illuminating, showing the way, creating atmosphere: light has a variety of different functions in the bathroom. Functional lighting ensures the right visibility for everyday activities, for example, when shaving or applying make-up. When it comes to lighting, the innovative Mirrorwall ensemble comprising mirror, light, bathroom furniture and washing area ensemble proves the perfect solution to all requirements (see also P. 80): a 500 lux clip-on lamp with specially developed reflecting "sail" provides perfect illumination of the face for those from 160 to 195 cm in height. In addition, two rotatable LED light columns light up the mirror perfectly and illuminate the room; the light shines exactly where it is needed. The columns can also be used for changing coloured light programmes. With Mirrorwall, the practical and energy-saving night-light mode is ideal for lighting the way to the bathroom during the night without waking you up completely.

Atmospheric extra:
the LED strip at the side creates indirect light for changing coloured-light programmes.

The Blue Moon pool with integrated underwater LEDs.

Atmospheric light promotes wellness. When used correctly, light and coloured light can contribute to relaxation and well-being and it is not without reason that they are a valuable part of some therapies. What could be more natural than to combine these beneficial properties with relaxing Duravit products? Underwater LEDs in bathtubs, whirltubs and pools are used to create a special atmosphere, and also as part of sophisticated coloured-light programmes. The Inipi sauna also basks in wonderful light, flooded in complete coloured-light scenarios.

1

2

(1) With the Inipi sauna module, the cubicle is immersed in coloured light generated by lights on the rear wall. **(2)** The Sundeck pool with integrated underwater LEDs.

Tips for optimum bathroom lighting...

* **Function and emotion:** The lighting should meet two different requirements. 1. Give the eyes sufficient support for difficult visual tasks, for example during facial care. 2. Create a positive mood and atmosphere, for example so that the bathroom user has a pleasant start to the day or can de-stress whilst taking a relaxing bath in the evening.

* **Optimum illumination:** White functional light should illuminate the whole face – uniformly and without casting shadows or dazzling. Lights with approx. 500 lux are ideal; this also corresponds to optimum workplace illumination.

* **Why night light?** With a light brighter than 20 lux, the body enters waking mode. It is better to use a spe-cial LED night light that provides sufficient orientation and safety when it is dark without waking the body fully from sleep. Duravit's SensoWash® **(left)**, Mirrorwall, Multibox New, PuraVida and 2nd floor are all fitted with a night light.

A wealth of ideas

The floor-standing washout WC with Cascade flushing technology and Vario outlet were designed for a wide variety of different connection types and dimensions. Whether vertical or horizontal outlet, almost all connections are easy to install.

Holds and holds and holds... Duravit's patented Durafix attachment system is particularly quick and easy to install and also completely invisible. It is used with many wall-mounted WCs and bidets, including the Starck X and Starck 1 ranges. The system was further enhanced for the Starck 3 wall-mounted toilet and is now completely invisible. The result is a completely smooth ceramic surface without visible assembly holes.

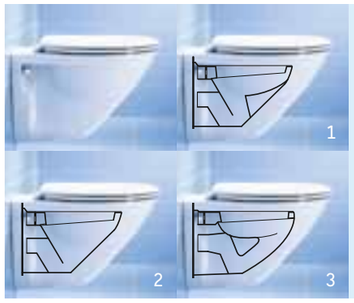

The great advantage of **washdown technology (3)** is that it is possible to examine the stool. With **Cascade flushing technology (1)**, by changing the seat position, it is also possible to examine the stool. The ceramic tongue prevents any unpleasant splashback. Another advantage is the fact that odors are kept at minimum. **Washout technology (2)** is the flushing technology associated with the lowest amount of unpleasant odors. The floor-standing washout WC with Cascade flushing technology and Vario outlet was developed for a wide variety of connections and dimensions. Whether you're working with a vertical or horizontal outlet, connection and installation is done with ease.

The Comfort wall-mounted WC **with raised seating position** offers real progress in terms of comfort. At 50 mm higher than standard WCs, it can be installed without modifying the inlet and outlet and offers both the tall and the elderly greater comfort when sitting and standing up.

The **target fly** positioned in the urinal encourages a more accurate aim.

Washbasins, WCs, bidets and urinals treated with **WonderGliss** stay clean and attractive longer. After the initial firing, WonderGliss is baked into the ceramic by means of a special method.

Glazed flushing rim. All Duravit WCs are fitted with a glazed and easy-care flushing rim, which prevents the accumulation of dirt and residue and guarantees the optimum flow of water over the entire flushing surface.

Semi-pedestal attachment. Thanks to the quick-fitting system, almost all Duravit semi-pedestals can be easily fitted to their matching washbasins and handrinse basins. And, thanks to the simple and sensible attachment technology, the semi-pedestal fits flush against the washbasin and wall.

When space is at a premium. The Duraplus compact wall-mounted toilet with a minimum projection of 46 cm, the compact wall-mounted toilet from the Starck 3 range with a projection of 48.5 cm and the new D-Code wall-mounted toilet with a projection of 48 cm.

Dual Flush. With the two-volume technology (3 or 6 liters), a household of four can save more than 40,000 liters of water/year. Press the small button for the small flush volume. A minimum flushing volume washes away liquid waste in a clean and hygienic manner. If you wish to use the full water volume, simply press the large button.

A gentle tap is all it takes and the WC seat lowers automatically and closes gently and quietly. **SoftClose** is available as standard with the 2nd floor, Vero and Starck 1 WCs, as well as with many other ranges.

What fantastic furniture!

Three cheers for craftmanship. Technologically-advanced features are certainly coveted when it comes to new bathroom furniture. What makes Duravit products unique, though, is the fact that all finishing touches on these pieces are performed by hand. The care that Duravit applies to the manufacture of its products is also reflected in the ongoing, meticulous quality controls that are carried out both during and after completion of all manufacturing stages, including: inspection of incoming goods, production, final inspection, functional testing.

Precision work. It's important that furniture subjected to great wear and tear is made with the highest precision. In a damp environment like the bathroom, every millimeter counts. Duravit bathroom furniture is characterized by high precision and careful craftsmanship. A defined miter joint (the right-angled connection between two parts) significantly increases the stability of the furniture. The use of a special adhesive protects against water.

A unified whole. The undercounter washbasins from the Architec, Santosa, Starck 3 and Vero ranges are inserted into the Duravit wooden console from below. An innovative technology allows ceramic and wood to be bonded without jointing – a transition that both looks and feels seamless. As there are no joints it is easy to clean.

It's like magic! Everyone knows what it feels like when your hands are wet – or even worse, dirty – and you have to switch on the light. This is no longer an issue thanks to the Duravit mirror with integrated lighting. Specially-developed for use in the bathroom, the mirror with integrated lighting features a sensor control that activates the light when it detects hand movement. A fantastic idea: light controlled like magic – and no more dirty light switches. Mirrors/mirror cabinets with sensor control are available for the 2nd floor and Fogo ranges.

Please handle with care. We think that life is loud enough. This is why Duravit uses an automatic closure system with end damper for its drawers, which ensures that drawers close particularly smoothly and soundlessly. The drawers are braked to the last 10 cm and then close automatically. And that's not all: even if you inadvertently use a little too much force when opening or closing the drawer, it comes to a slow and gentle stop.

Don't be dazzled! For Duravit, optimum light management also includes non-glare lighting. Mirrorwall features special reflectors that allow the light to shine at the most comfortable angle and that ensure optimum lighting without glare. Inside the cabinets, illuminated glass shelves (e.g. with Fogo) or fluorescent tubes also ensure good, non-glare lighting.

Everything in its place! Fully extendible and removable without tools, the drawers in Duravit bathroom furniture not only enable the user to make maximum use of their interiors, they also facilitate cleaning. Many pieces of furniture from the 2nd floor, Fogo, Happy D. and X-Large ranges come standard with interior drawers that feature clever plastic box compartments and individually adjustable glass divisions. This creates more space, provides added practicality and allows for easy maintenance.

As if asleep. There's no getting around the fact that some of us have to get out of bed during the night to answer the call of nature. However, one thing we can control during those wee small hours is the amount of light we use to illuminate our path to the bathroom. "Night mode," a practical feature integrated into many of Duravit's illuminated mirrors and mirror cabinets, allows users to do just that: it lights the way to the bathroom during the night without being overly-bright or imposing. And, a key benefit: this feature saves valuable energy.

Bathtubs in detail

Two bathtubs with generous depth. Anyone who enjoys taking a bath knows it's most enjoyable when you're deeply – and comfortably – submerged in the water. This is why Duravit offers very deep bathtubs. Blue Moon is 510 mm deep Onto is an amazing 560 mm deep and – and each guarantee that the entire body is deeply submerged during a bath. The Blue Moon bathtub overflow is covered by a clever wood or acrylic insert.

Let there be coloured light! Colour has a considerable impact on our sense of wellbeing. As such, there are even more benefits to enjoying coloured underwater light in Duravit bathtubs and whirlpools fitted with LED spotlights. With the Combi-L whirlpool system, it is possible to select either a continuous colour or a combination of all colours via the control panel on the bathtub's rim.

Natural beauty. The Duravit universal bathtub panel with wood finish is a particularly attractive idea. Held in place via the innovative EasyClick **(small illustration)** connection system, it can be easily removed at any time, e.g. for maintenance or repair work. Offered in different wood finishes, the panel is available for installation in corners, niches and back-to-wall for bathtubs from the Starck, Darling New, Onto, Vero and 2nd floor ranges.

Modelled after nature. The flood spout for the 2nd floor range is a good example of how wellness and nature are related – and also an example of how attractive functionality can look. A simple right angle, harmoniously integrated into the bevel, allows the water to flow in a broad, flat surge into the bathtub. And it's no coincidence that it evokes images of a waterfall in untouched nature.

All Duravit shower trays are also available with the special, transparent, Antislip coating.

Plugs. The old bathtub plug is an element of the past. Thanks to the push-open technology from Duravit, the drain outlet is opened and closed via a simple tap of the foot. Duravit offers bathtubs with push-open technology for Sundeck, Starck, Blue Moon and 2nd floor ranges, the latter of which features an "invisible" outlet since it is covered with a sanitary acrylic insert.

Multi-functional. The cover is what makes the free-standing, mobile Sundeck bathtub so special. Sundeck is covered in high-quality marine-like fabric (customary in yacht-building) that serves several functions, including keeping the bathwater warm until you climb in. Folded back, the cover provides the bather with a comfortable headrest. Folded out, it becomes a relaxation deck and storage shelf. And—all this comes complete in an elegant, maritime look. Welcome aboard!!

Overflows are allowed. The all-around overflow rim on the Sundeck and Starck bathtubs offers a particularly pleasant and carefree bathing experience. Like a moat running around its perimeter, the overflow channel allows for water to be filled to the very top of the bathtub. Completely immersed in wonderfully warm water, the bather only has to switch off, dream and enjoy the bath…because after all, it doesn't matter if it overflows!

The tub is filled almost silently from below **via the base inlet**. The minimalist design is at home in any bathroom architecture, the water inlet can be controlled by any standard tap fitting.

Authentic design

Wood decor consists of a natural-looking decor layer soaked in melamine resin and several support layers. These are compressed to form a robust surface that is light and UV-resistant, as well as easy to clean. The ABS profile is attached to protect the edges; it is scratch- and impact-resistant. The wood decor is machine-made to guarantee that it will retain its look for years to come.



The natural feel-good factor

A veneer comprises thin slices of wood that are produced either by sawing, cutting or peeling the trunk of a tree. They are then adhered to a substrate. As with every tree, each real wood veneer is a unique piece of nature. Every piece of veneered furniture is thus unique and the differences in structure and colour indicate the distinctiveness of the materials used. With their great aesthetic appeal, real wood veneers give our bathroom furniture a high-quality look and are also warm and pleasant to the touch. To ensure that this remains so for a long time to come, the surface of the wood is also protected with a layer of melamine resin. Painted surfaces have several layers of paint to guarantee a particularly high-quality look and finish.

	Real wood veneer								Acryl		Lacquer						
Colour	05 - Oak	13 - American Walnut	24 - Macassar	26 - American Cherry Tree	59 - Ebony	62 - Anthracite Oak	65 - Bleached Oak	83 - Natural Oak	84 - Makoré	82 - White Acryl	22 - White High Gloss	40 - Black High Gloss	56 - Silk	85 - White High Gloss	86 - Cappuccino High Gloss	88 - Red High Gloss	
Colour number																	
2nd floor	·	·	·	·	●	●	●	·	·	·	·	·	·	●	·	·	2nd floor
Esplanade	●	·	·	·	·	·	·	·	·	·	·	·	●	·	·	·	Esplanade
Fogo	·	●	●	●	·	·	●	·	·	·	·	·	·	·	·	·	Fogo
Happy D.	·	●	●	●	·	·	●	·	·	·	·	·	·	·	·	·	Happy D.
Mirrorwall	·	●	●	●	●	·	●	·	·	·	●	·	·	·	·	·	Mirrorwall
PuraVida	·	·	·	·	●*	·	·	·	·	·	●*	·	·	●	·	●	PuraVida
Starck	●	●	●	·	·	·	·	·	·	·	●	·	·	●	·	*·	Starck
X-Large	·	·	·	·	·	●	·	●	●	·	·	·	·	●	●	·	X-Large
2nd floor	·	·	·	·	●	●	●	·	·	●	·	·	·	·	·	·	2nd floor
Blue Moon	·	●	●	·	·	●	·	·	·	●	·	·	·	·	·	·	Blue Moon
Blue Moon Pillar	·	●	●	·	·	●	·	·	·	●	·	·	·	·	·	·	Blue Moon Pillar
Darling New	·	·	·	·	·	·	·	·	·	●	·	·	·	·	·	·	Darling New
Esplanade	●	·	·	·	·	·	·	·	·	●	·	·	·	·	·	·	Esplanade
Happy D.	·	●	●	●	·	·	●	·	·	·	·	·	·	·	·	·	Happy D.
Inipi	·	●	●	·	●	·	●	·	·	·	·	·	·	·	·	·	Inipi
Nahho	·	·	·	·	·	·	·	·	·	●	·	·	·	·	·	·	Nahho
Onto	·	·	·	·	·	·	·	·	·	●	·	·	·	·	·	·	Onto
Paiova	·	●	●	●	●	●	●	·	·	●	·	·	·	·	·	·	Paiova
PuraVida	·	·	·	·	●**	·	·	·	·	●	●**	·	·	●**	·	●**	PuraVida
Starck	●	●	●	●	·	●	●	●	●	●	·	·	·	·	·	·	Starck
St.Trop	●	●	●	●	●	●	●	·	·	·	●	●	·	●	●	●	St.Trop
Sundeck	·	●	●	·	·	●	·	·	·	·	·	·	·	·	·	·	Sundeck
Vero	●	●	●	●	·	●	●	●	●	●	·	·	·	·	·	·	Vero

Bathroom furniture ranges

Panel for bathtubs and shower trays

* Recessed grip and console

** Shadow gap

K Flap

It is not without reason that the name Duravit is derived from the word ‚durability'.

However, durability and high product quality can only be achieved when certain standards are met with regard to the responsible choice of material, careful workmanship and attention to detail. All with one aim: we want you to enjoy our products for a very long time. All technical details – sizes, variants and dimensions – are listed on the following pages.

More information?
www.duravit.com

Sanitary ceramic – extremely high-performance and resilient
The basic ceramic mass consists of the natural raw materials clay, kaolin, quartz and feldspar. Quartz, chalk, feldspar and the mineral stone dolomite are mixed to make the glaze. The extreme high temperature resistance allows a firing temperature of approx. 1280°C. This results in a very high level of hardness, which is particularly advantageous in public sanitary facilities. The hygienically smooth surface glaze is wear and scratch-resistant, easy-care and thus ideal for use in the health sector. Sanitary ceramic is kind to the skin, heat resistant and lightfast. The WonderGliss surface finish keeps washbasins, toilets and bidets attractive and clean for a long time and is made exclusively from raw materials that are not harmful to health.

Acrylic – a material with attractive properties
The advantage of acrylic is its warm, pore-free and smooth surface. It is pleasant to the touch and the user immediately feels at ease. With its white shimmering gleam, the material harmonises with all of the other ceramic objects in the bathroom and ensures continuity of design. The bathtubs can be elegantly combined with furniture panel thus forming a link with the bathroom furniture. The user can rest assured knowing that the acrylic bathtub will retain its colour throughout its lifetime. The material is coloured throughout, UV-stable and colourfast. A bathtub made from sanitary ceramic is not only easy to install, it is also resistant to almost all conventional cleaning agents.

Wood – brings the bathroom together
Wood is comfortable, elegant and boasts particularly easy-care properties. This is why warm wood tones are increasingly making their way into the bathroom. With vanity units and wooden panel, the washbasin and bathtub themselves become pieces of furniture. They are complemented by wall cabinets, wall-mounted shelves and mobile storage units. This creates an integral concept that includes and brings together all conceivable aspects of the bathroom. To underscore the welcoming aspect in the bathroom, Duravit invests in a range of different real-wood veneers, as well as a variety of painted and décor surfaces. Bathroom furniture is manufactured specifically for use in this application area and is resis-tant to splashwater and increased humidity. The edges are PVC-free and water resistant. The surfaces are sealed with extreme care to make them water-repellent.

The Bathroom magazine is printed on paper from sustainably managed forests. Another contribution to environmental protection.

Design by Duravit

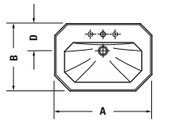

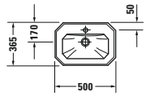

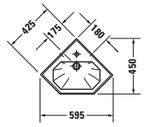

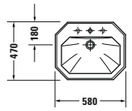

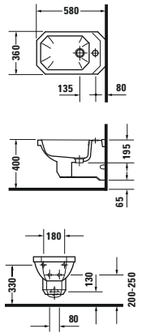

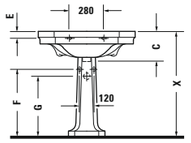

	A	B	C	D	E	F	G
800	800	550	245	225	55	545	495
700	700	500	245	210	50	545	495
600	600	410	200	175	50	590	540

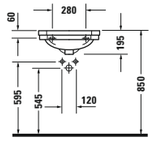

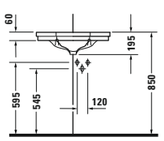

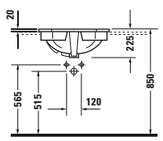

1 # 0438800000 ● ● ●
0438800030 ● ● ●
0438700000 ● ● ●
0438700030 ● ● ●
2 # 0857900000
1 # 0438600000 ●
0438600030 ● ● ●
2 # 0857910000

0785500000 ●

0793420000 ●

0476580000 ● ● ● ⋈
0476580030 ● ● ● ⋈

0266100000 ●

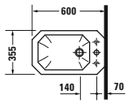

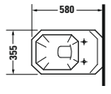

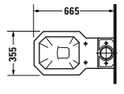

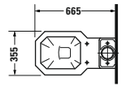

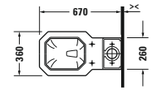

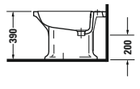

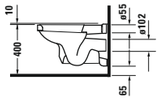

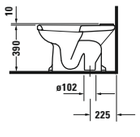

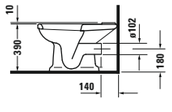

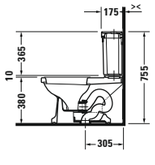

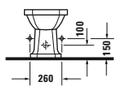

0267100000 ● ●

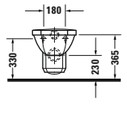

1 # 0064810000
0066610000
0062210000
2 # 0182090000

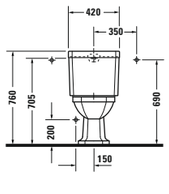

1 # 0064810000
0066610000
0062210000
2 # 0227010000
3 # 0872200005
0872210005

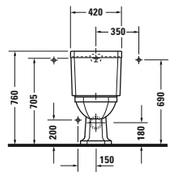

1 # 0064810000
0066610000
0062210000
2 # 0227090000
3 # 0872200005
0872210005

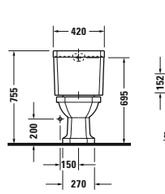

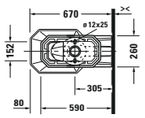

Two-piece toilet
1 # 0064810000
0066610000
0062210000
2 # 2130010000
3 # 0872300005

Design by Duravit

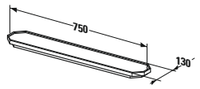

0892750000

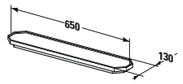

0892650000

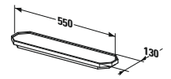

0892550000

0892450000

Design by Sieger Design

2nd floor

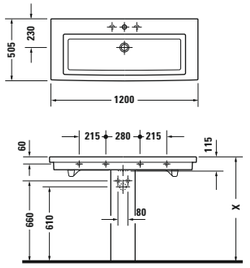

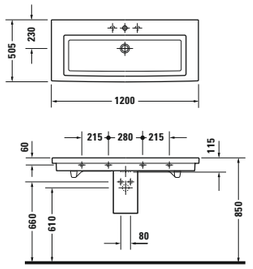

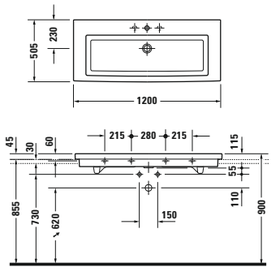

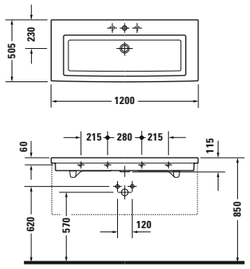

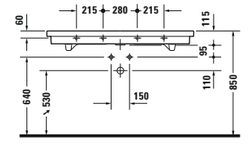

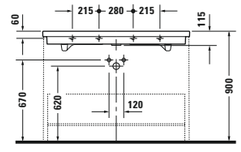

1 # 0491120000 ●
0491120030 ● ● ●
0491120060 ⊠
2 # 0863190000

1 # 0491120000 ●
0491120030 ● ● ●
0491120060 ⊠
2 # 0857140000

0491120027* ●
0491120025* ● ● ●
0491120028* ⊠

0491120000 ●
0491120030 ● ● ●
0491120060 ⊠

* Washbasin grinded in combination with consoles.


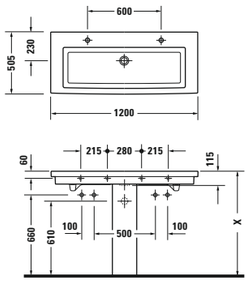

1 # 0491120024 ● ●
2 # 0863190000

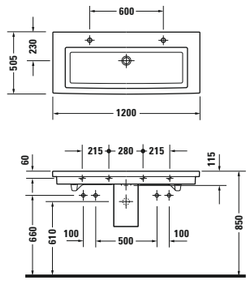
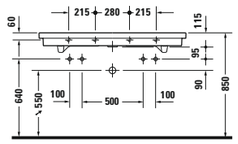

1 # 0491120024 ● ●
2 # 0857140000

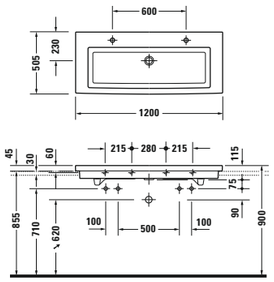

0491120026* ● ●

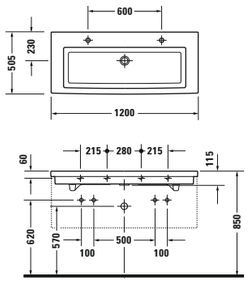
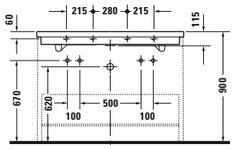

0491120024 ● ●

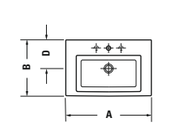
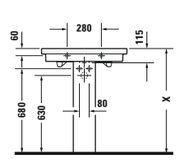
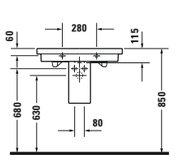
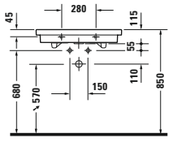

1 # 0491800000 ●
0491800030 ● ● ●
0491800060 ⊠
2 # 0863190000
1 # 0491700000 ●
0491700030 ● ● ●
0491700060 ⊠
0491600000 ●
0491600030 ● ● ●
0491600060 ⊠
2 # 0863180000

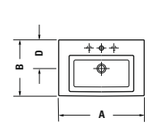

1 # 0491800000 ●
0491800030 ● ● ●
0491800060 ⊠
2 # 0857140000
1 # 0491700000 ●
0491700030 ● ● ●
0491700060 ⊠
0491600000 ●
0491600030 ● ● ●
0491600060 ⊠
2 # 0857160000

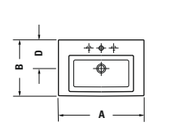
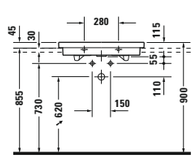

0491800027* ●
0491800025* ● ● ●
0491800028* ⊠
0491700027* ●
0491700025* ● ● ●
0491700028* ⊠
0491600027* ●
0491600025* ● ● ●
0491600028* ⊠

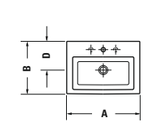
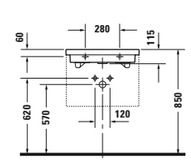

0491800000 ●
0491800030 ● ● ●
0491800060 ⊠
0491600000 ●
0491600030 ● ● ●
0491600060 ⊠

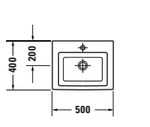
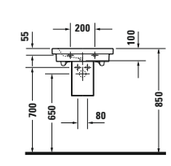

1 # 0790500000 ●
0790500070 ⊠
2 # 0857130000

	A	B	D
800	800	500	230
700	700	460	235
600	600	430	230

* Washbasin grinded in combination with consoles.

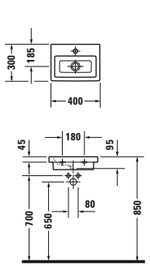

0790400000 ●
0790400070 ⊠

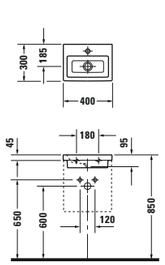

0790400000 ●
0790400070 ⊠

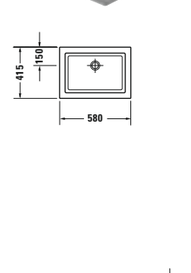

0317580000 ⊠

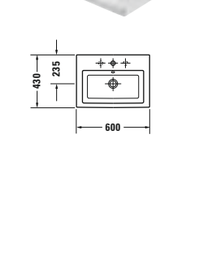

0347600000 ● ⧗
0347600030 ● ● ● ⧗

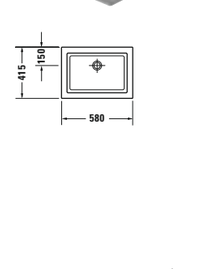

0317580029 ⊠ ⧗

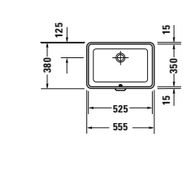
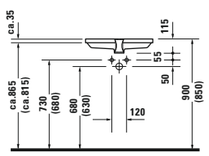

0316530000 ⊠ ⧗

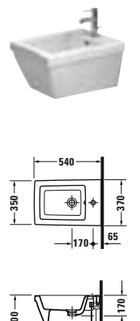
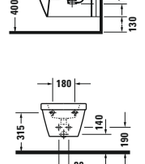

2254150000 ●

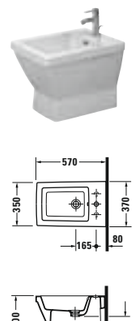
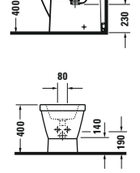

0136100000 ●
0136100030 ● ● ●

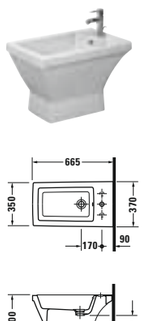
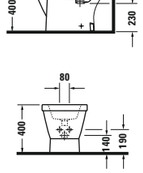

0137100000 ●
0137100030 ● ● ●

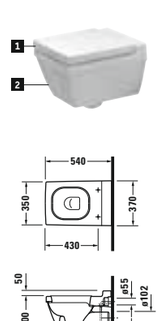
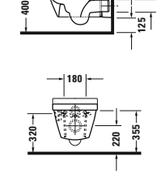

1 # 0068990000
2 # 2220090000 ◊ ↻

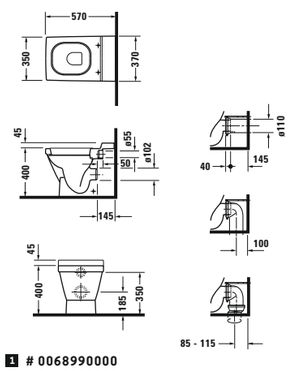

1 # 0068990000
2 # 0110090000 ◊ ↻ ↺

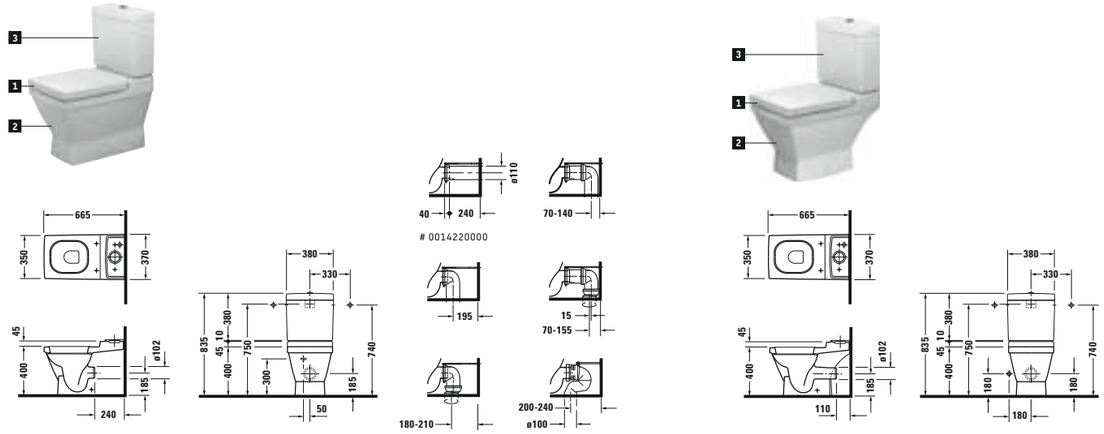

1 **# 0068990000**
2 **# 2106090000**
3 **# 0876000005**
 # 0876100005

1 **# 0068990000**
2 **# 2107090000**
3 **# 0876000005**
 # 0876100005

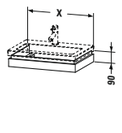

 # 2F 6405
↔ 380 mm, ↗ 290 mm
→ # 079040
 # 2F 6406
↔ 580 mm, ↗ 420 mm
→ # 049160
 # 2F 6407
↔ 780 mm, ↗ 490 mm
→ # 049180
 # 2F 6408
↔ 1180 mm, ↗ 490 mm
→ # 049112

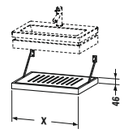

 # 2F 6440
↔ 380 mm, ↗ 270 mm
→ # 6405
 # 2F 6441
↔ 580 mm, ↗ 400 mm
→ # 6406
 # 2F 6442
↔ 780 mm, ↗ 440 mm
→ # 6407
 # 2F 6443
↔ 1184 mm, ↗ 440 mm
→ # 6408

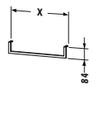

 # 2F 9985, ↔ 500 mm
 # 2F 9986, ↔ 1000 mm
↗ 14 mm
Towel rail

 # 2F 6445 L/R
↗ 290 mm
→ # 079040

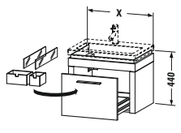

 # 2F 6446
↔ 580 mm, ↗ 420 mm
→ # 049160
 # 2F 6447
↔ 780 mm, ↗ 490 mm
→ # 049180

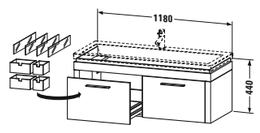

 # 2F 6448
↗ 490 mm
→ # 049112

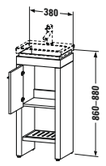

 # 2F 6455 L/R
↗ 290 mm
→ # 079040

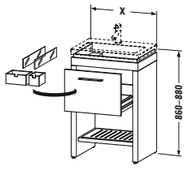

 # 2F 6456
↔ 580 mm, ↗ 420 mm
→ # 049160
 # 2F 6457
↔ 780 mm, ↗ 490 mm
→ # 049180

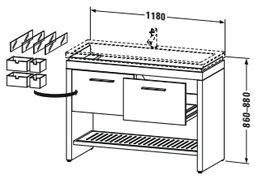

 # 2F 6458
↗ 490 mm
→ # 049112

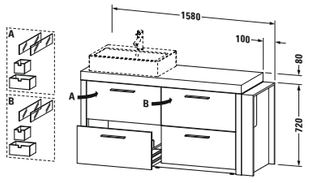

 # 2F 6424 L/R*
↗ 580 mm
→ 2nd floor # 034760
Vero # 031555, 045250, 045260

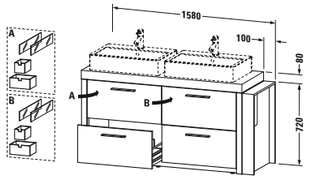

 # 2F 6425 L/R*
↗ 580 mm
→ 2nd floor # 034760
Vero # 031555, 045250, 045260

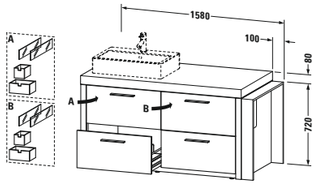

 # 2F 6426 L/R* 2 x 21 W
↗ 810 mm
→ 2nd floor # 034760
Vero # 031555, 045250, 045260

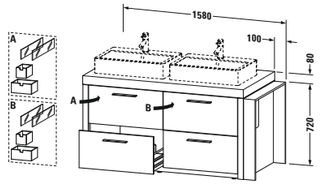

 # 2F 6427 L/R* 2 x 21 W
↗ 810 mm
→ 2nd floor # 034760
Vero # 031555, 045250, 045260

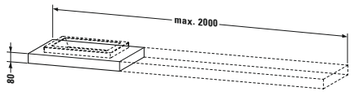

 # 2F 856C
↗ 550 mm
Variable console

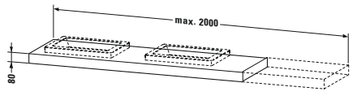

 # 2F 858C
↗ 550 mm
Variable console

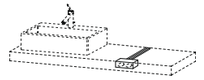

 # 2F 9907
Double socket

 # 2F 9902
↗ 425 mm
Console support-bracket

 # 2F 9903
↗ 480 mm
 # 2F 9904
↗ 340 mm
Console support-
towel rail

 # 2F 9926
↗ 420 mm
Console support hidden

 # 2F 9983, ↔ 500 mm
 # 2F 9984, ↔ 1000 mm
↗ 14 mm
Towel rail

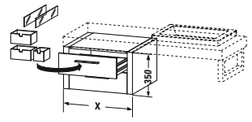

 # 2F 9275, ↔ 400 mm
 # 2F 9276, ↔ 600 mm
↗ 550 mm

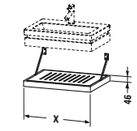

 # 2F 6439, ↔ 580 mm
 # 2F 6442, ↔ 780 mm
 # 2F 6443, ↔ 1180 mm
↗ 440 mm

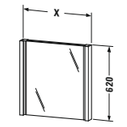

 # 2F 9645, ↔ 400 mm
 # 2F 9646, ↔ 600 mm
 # 2F 9647, ↔ 800 mm
 # 2F 9648, ↔ 1200 mm
2 x 14 W
↗ 72 mm
IP 44

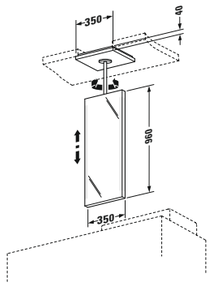

 # 2F 9642 2 x 21 W
↗ 36 mm
IP 44

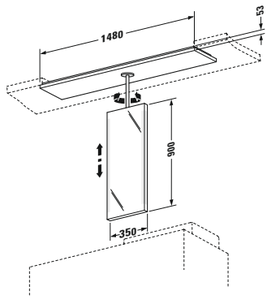

 # 2F 9638 2 x 21 W
↗ 36 mm
IP 44

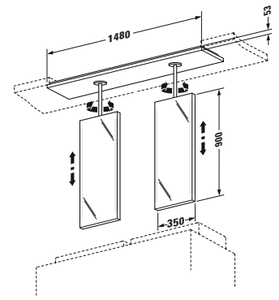

 # 2F 9639 4 x 21 W
↗ 36 mm
IP 44

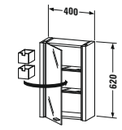

 # 2F 9650 L/R 2 x 14 W
↗ 200 mm
IP 44

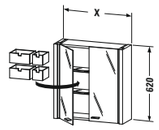

 # 2F 9651, ↔ 600 mm
 # 2F 9652, ↔ 800 mm
2 x 14 W
↗ 200 mm
IP 44

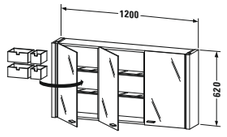

 # 2F 9653 2 x 14 W
↗ 200 mm
IP 44

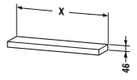

 # 2F 9405, ↔ 600 mm
 # 2F 9406, ↔ 800 mm
 # 2F 9407, ↔ 1200 mm
 # 2F 9408, ↔ 1600 mm
↗ 200 mm

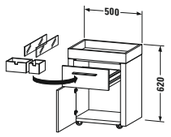

 # 2F 9272 L/R
↗ 360 mm

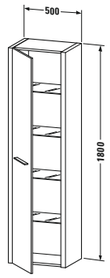

 # 2F 9156 L/R
↗ 360 mm

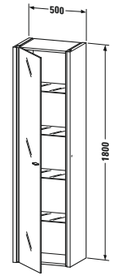

 # 2F 9157 L/R 4 x 21 W
↗ 360 mm

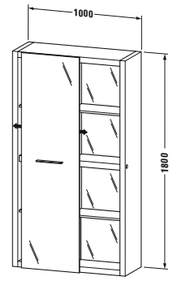

 # 2F 9158 L/R 3 x 21 W
↗ 360 mm

* # 9970 Connecting kit. For further information please refer to our current pricelist.

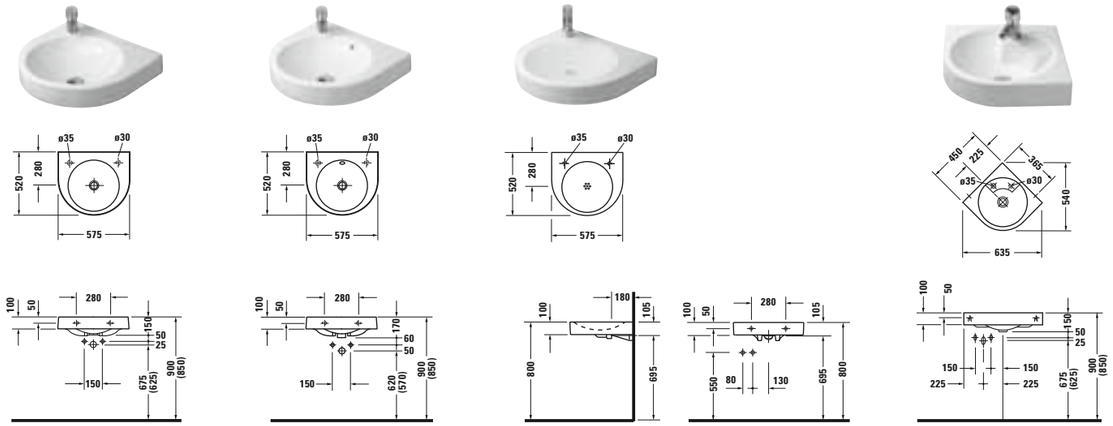

 # 0449580000
 # 0449580009
 # 0449580023

 # 0450580000

 # 0443580000

 # 0448450000

	A	B	C	D
500	500	500	160	250
450	450	450	160	225

 # 0766350000

 # 0764650000

 # 0765650000

 # 0468470000

 # 0318500000
 # 0318450000

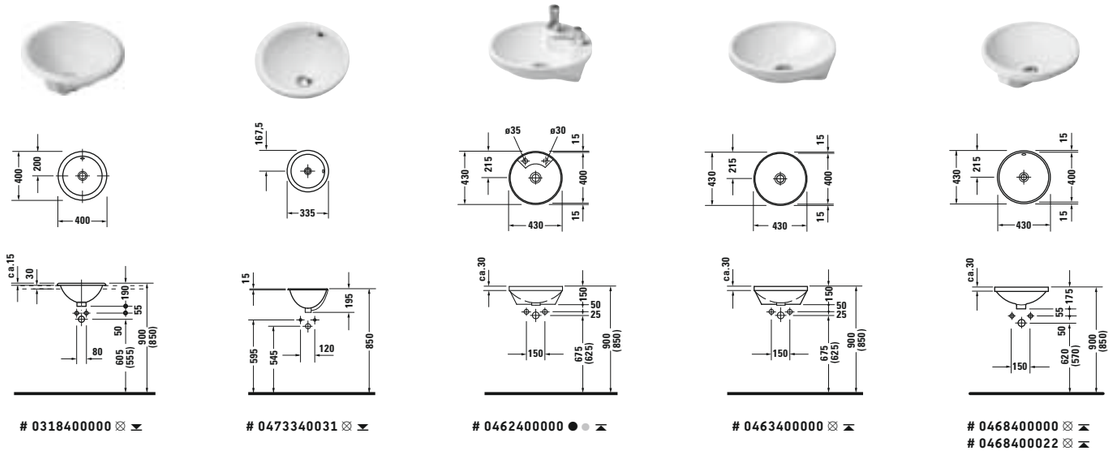

 # 0318400000

 # 0473340031

 # 0462400000

 # 0463400000

 # 0468400000
 # 0468400022

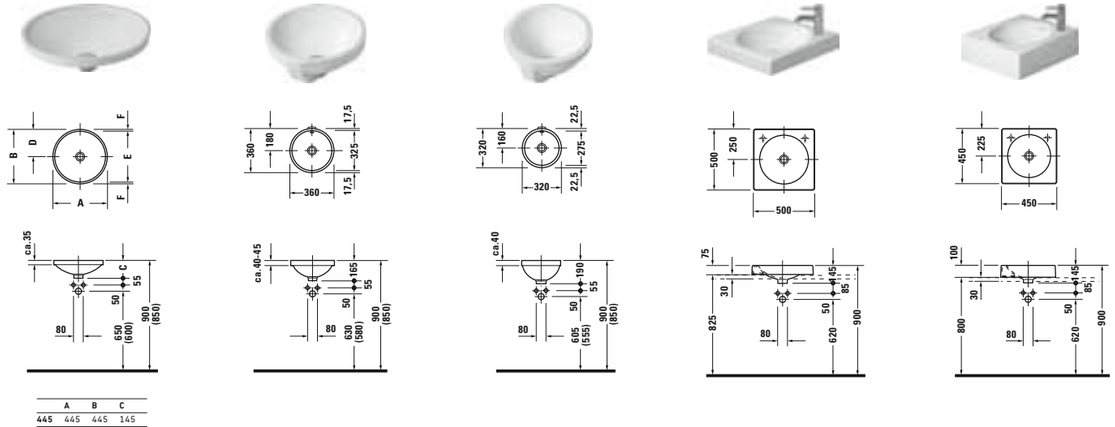

	A	B	C
445	445	445	145
400	400	400	145

 # 0319420000
 # 0319370000

 # 0319320000

 # 0319270000

 # 0320500000
 # 0320500008 ● (r)
 # 0320500009 ● (l)

 # 0320450000
 # 0320450008 ● (r)
 # 0320450009 ● (l)

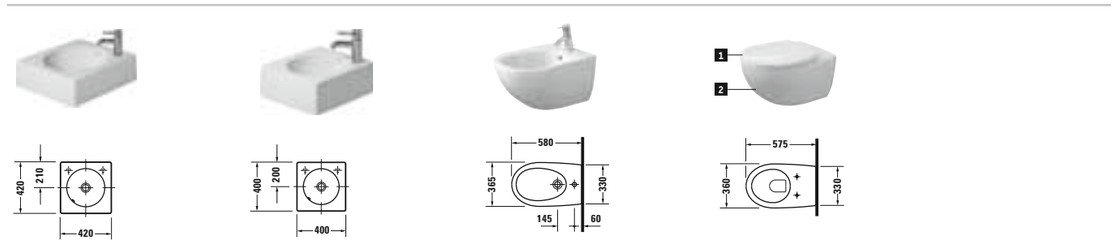

 # 0320420000
 # 0320420008 ● (r)
 # 0320420009 ● (l)

 # 0320400000
 # 0320400008 ● (r)
 # 0320400009 ● (l)

 # 2531150000 ●

1 # 0069610000
 # 0069690000
SoftClose
2 # 2546090064

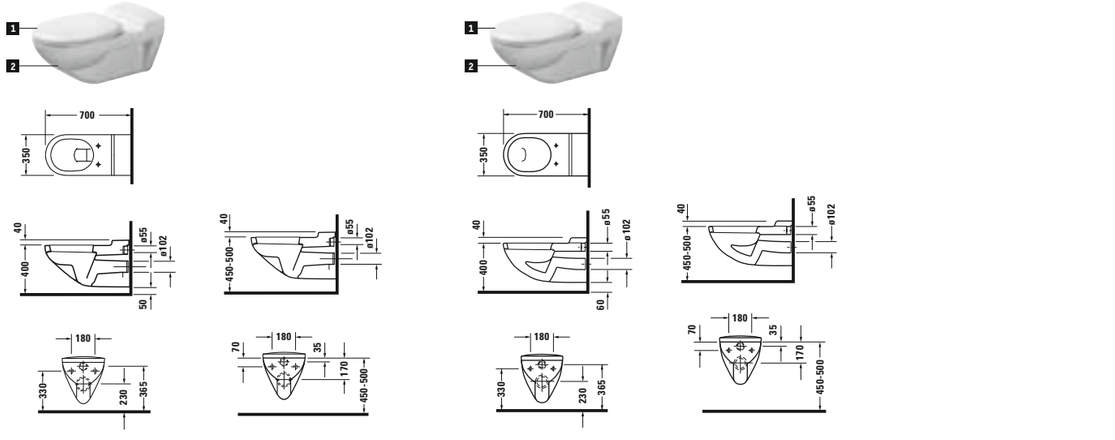

1 # 0062810000
 # 0062910000
2 # 0190090000

1 # 0062810000
 # 0062910000
2 # 0190090000

1 # 0062810000
 # 0062910000
2 # 0243090000

1 # 0062810000
 # 0062910000
2 # 0243090000

(r) right (l) left

Architec

Design by Prof. Frank Huster

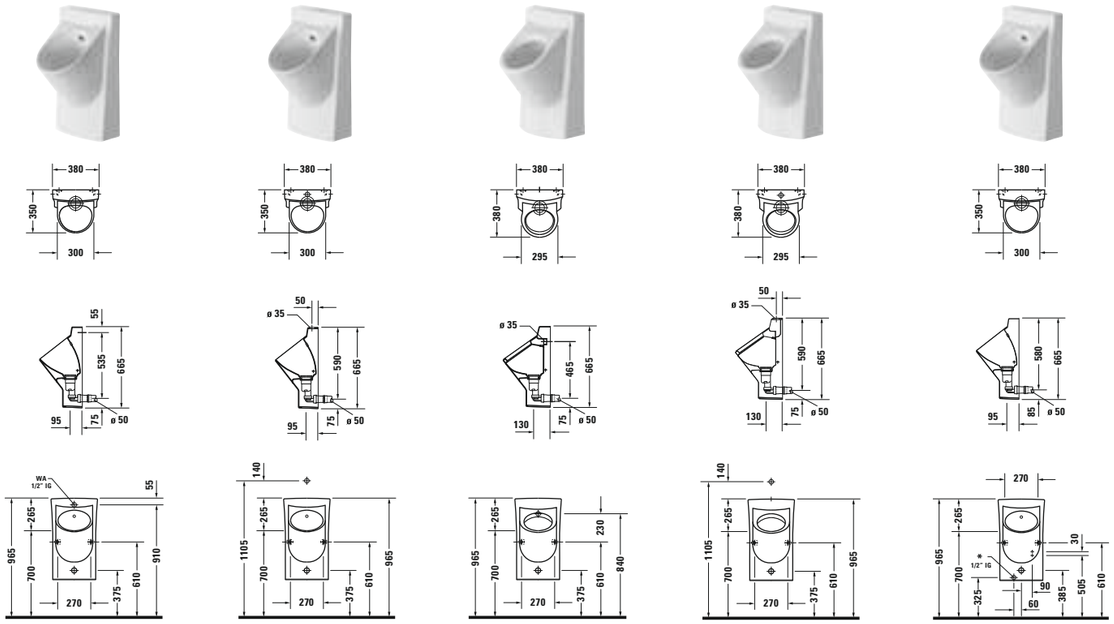

 # 0818370000
 # 0818370007

 # 0817370000
 # 0817370007

 # 0820370000
 # 0820370007

 # 0819370000
 # 0819370007

 # 0818360000
 # 0818360007
For power supply
* Water supply

 # 0818360093
 # 0818360097
For electrical supply
* Water supply

 # 0820360000
 # 0820360007
For power supply
* Water supply

 # 0820360093
 # 0820360097
For electrical supply
* Water supply

 # 8500000000

Bacino / Bagnella

Design by Duravit

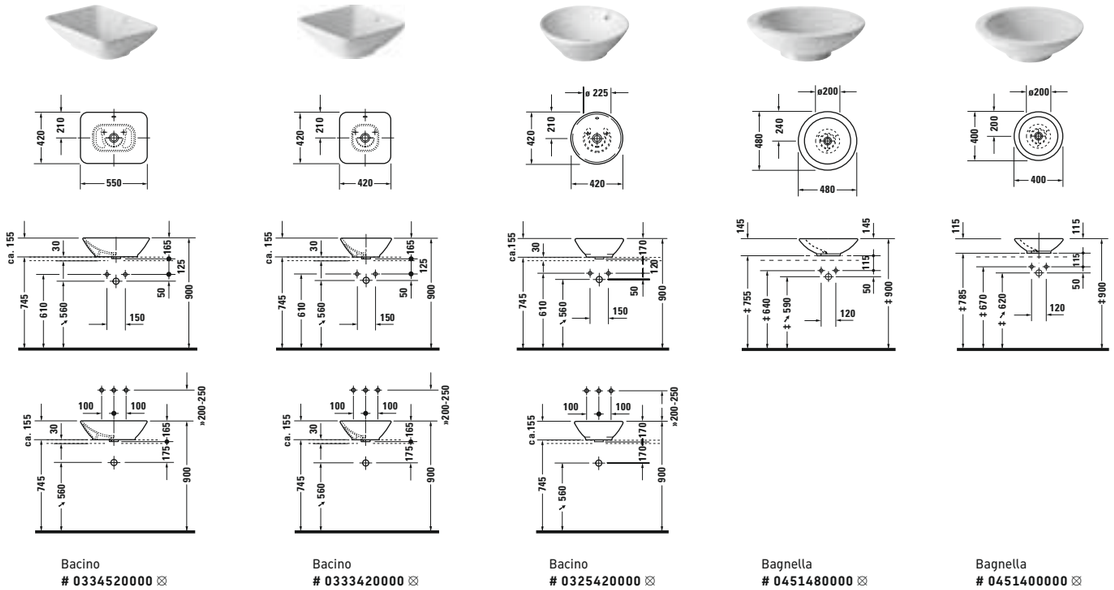

Bacino
 # 0334520000

Bacino
 # 0333420000

Bacino
 # 0325420000

Bagnella
 # 0451480000

Bagnella
 # 0451400000

Caro

Design by Phoenix Design

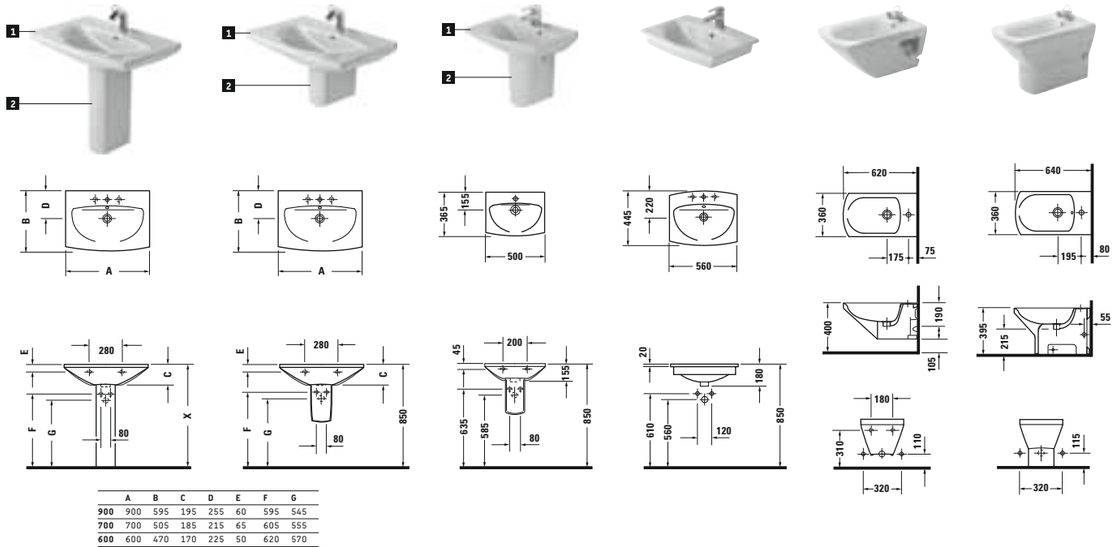

	A	B	C	D	E	F	G
900	900	595	195	255	60	595	545
700	700	505	185	215	65	605	555
600	600	470	170	225	50	620	570

1 **# 0434900000** ○ ● ○
2 **# 0863200000**
1 **# 0434700000** ○ ● ○
1 **# 0434600000** ○ ● ○
2 **# 0863210000**

1 **# 0434900000** ○ ● ○
2 **# 0863250000**
1 **# 0434700000** ○ ● ○
1 **# 0434600000** ○ ● ○
2 **# 0863260000**

1 **# 0791500000** ●
2 **# 0863220000**

 # 0461570000 ○ ● ○

 # 0290150000 ●

 # 0290100000 ●

Caro

Design by Phoenix Design

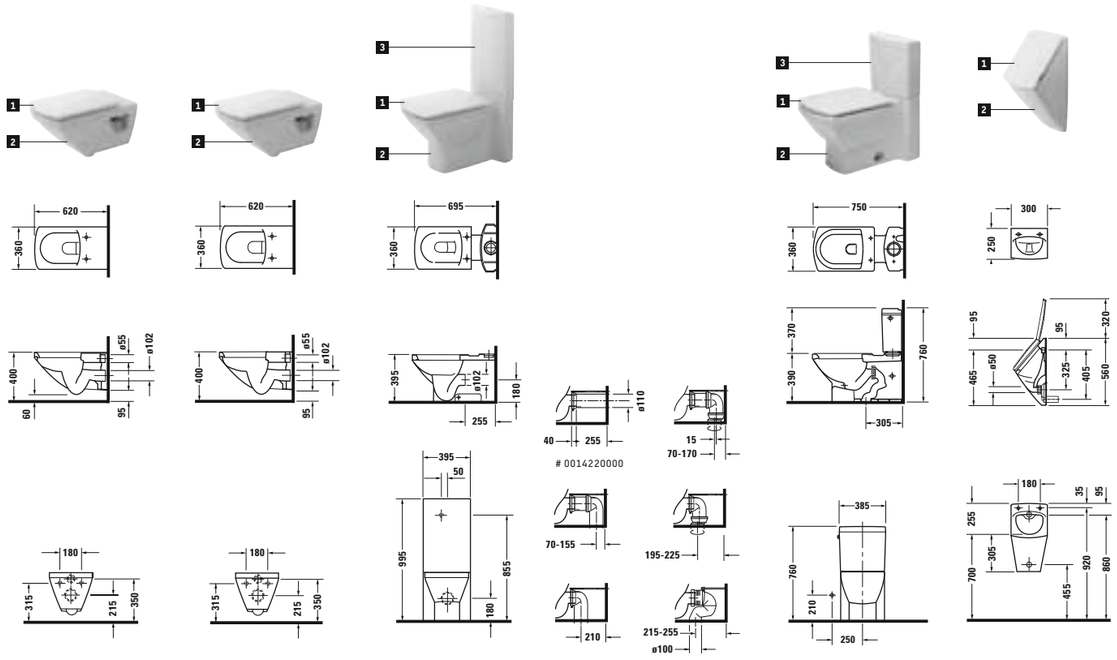

1 **# 00656*0000**
 # 0065690000
(SoftClose)
2 **# 0198090000**

1 **# 00656*0000**
 # 0065690000
(SoftClose)
2 **# 0156090000**

1 **# 00656*0000**
 # 0065690000
(SoftClose)
2 **# 0225090000**
3 **# 0872500085**

Two-piece toilet
1 **# 0068690000**
(SoftClose)
2 **# 0101010062**
3 **# 0924100005**

1 **# 00655*0000**
2 **# 0836300000**

* 0 - white, 1 - stainless steel

Darling New

Design by Sieger Design

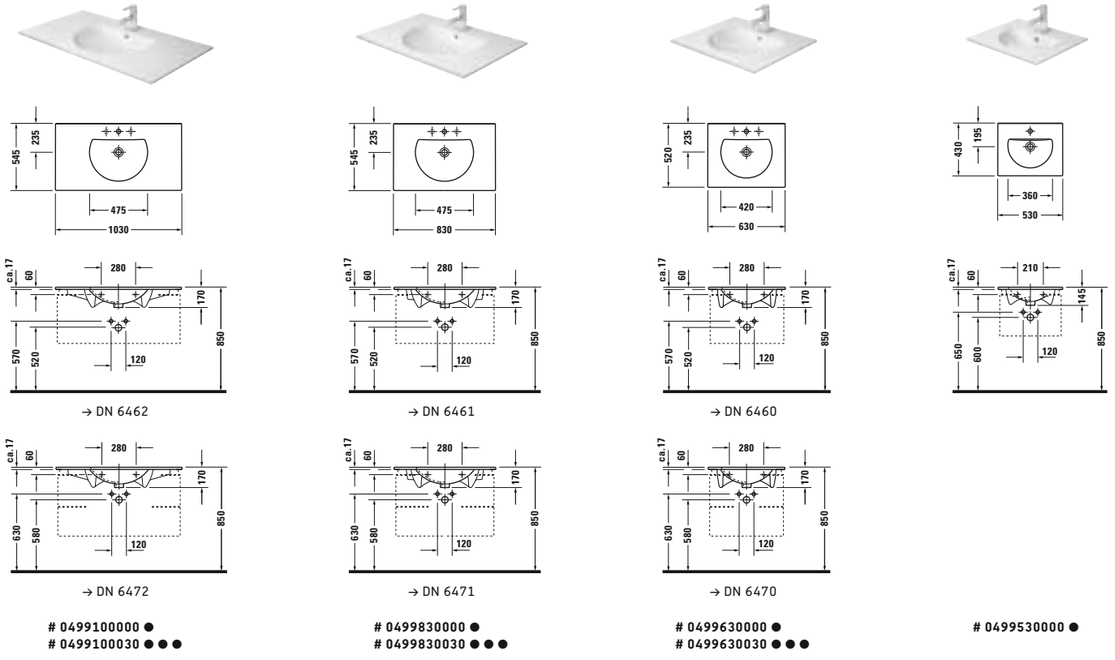

→ DN 6462

→ DN 6461

→ DN 6460

→ DN 6472

→ DN 6471

→ DN 6470

 # 0499100000
 # 0499100030

 # 0499830000
 # 0499830030

 # 0499630000
 # 0499630030

 # 0499530000

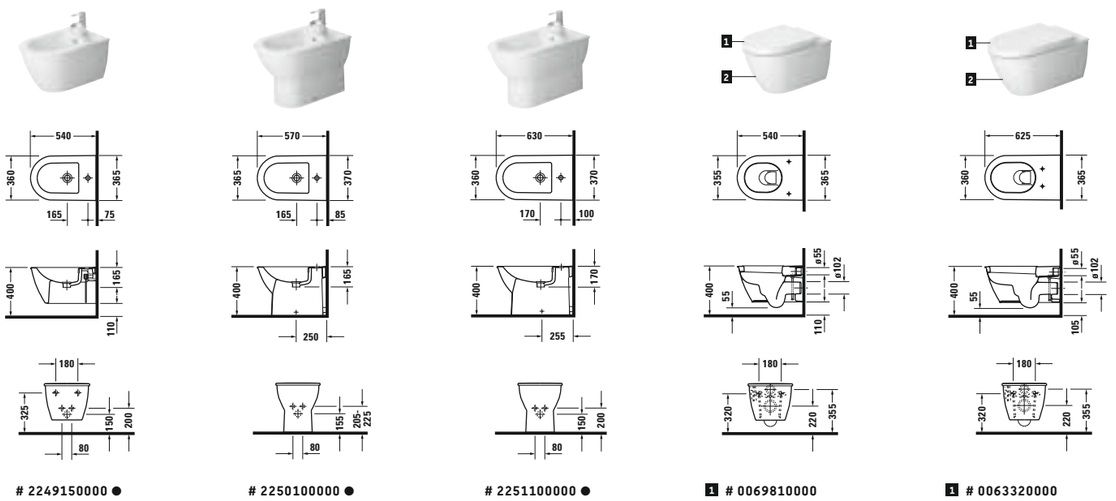

 # 2249150000

 # 2250100000

 # 2251100000

1 **# 0069810000**
 # 0069890000
(SoftClose)
2 **# 2545090000**

1 **# 0063320000**
 # 0063390000
(Automatic closure)
2 **# 2544090000**

Darling New

Design by Sieger Design

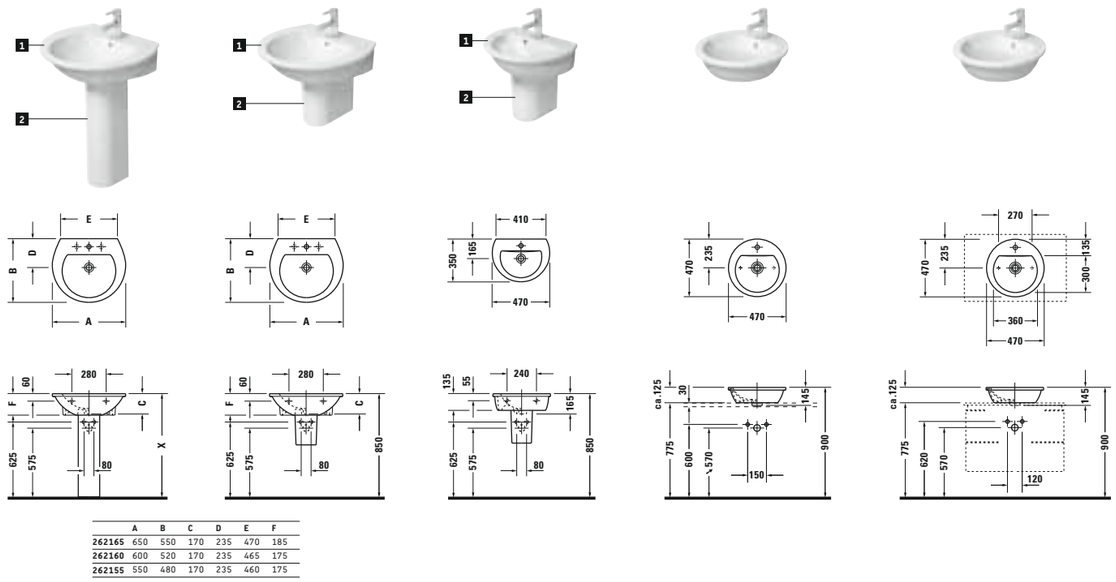

	A	B	C	D	E	F
262165	650	550	170	235	470	185
262160	600	520	170	235	465	175
262155	550	480	170	235	460	175

1 **# 2621650000**
 # 2621650030
 # 2621600000
 # 2621600030
 # 2621550000
 # 2621550030
2 **# 0858240000**

1 **# 2621650000**
 # 2621650030
 # 2621600000
 # 2621600030
 # 2621550000
 # 2621550030
2 **# 0858250000**

1 **# 0731470000**
2 **# 0858260000**

 # 0497470000

 # 0497470000

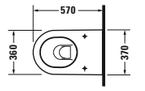

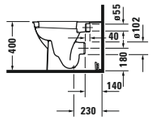

0014220000

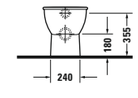

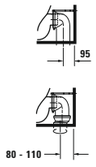

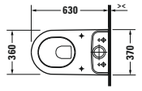

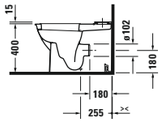

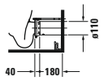

0014220000

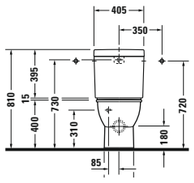

8990250006

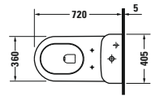

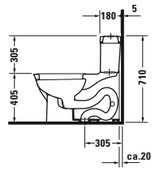

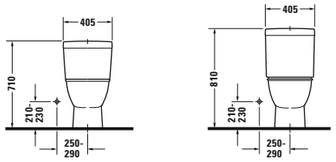

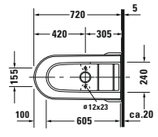

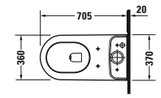

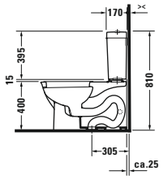

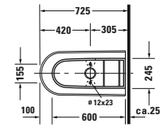

1 **# 0069810000**
 # 0069890000
(SoftClose)
2 **# 2139090000**

1 **# 0069810000**
 # 0069890000
(SoftClose)
2 **# 2138090000**
3 **# 0931000005**
 # 0931000085
 # 0931100005
 # 0931100085

US-toilet / One-piece
1 **# 0063320000**
 # 0063390000
(Automatic closure)
2 **# 2123010005**

US-toilet / Two-piece
1 **# 0063320000**
 # 0063390000
(Automatic closure)
2 **# 2126010000**
3 **# 0931200005**

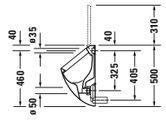

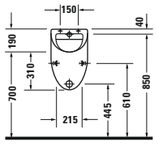

1 **# 0061310000**
2 **# 0823350000**
 # 0823350007

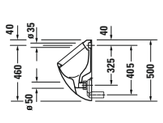

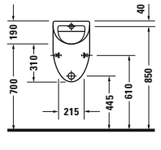

 # 0823360000
 # 0823360007

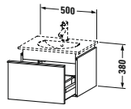

 # DN 6454
→ 049953
↗ 430 mm

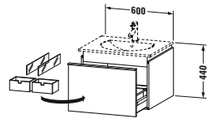

 # DN 6460
→ 049963
↗ 545 mm

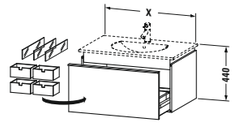

 # DN 6461, ↔ 800 mm
→ 049983
 # DN 6462, ↔ 1000 mm
→ 049910
↗ 545 mm

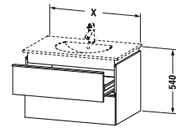

 # DN 6470, ↔ 600 mm
→ 049963
 # DN 6471, ↔ 800 mm
→ 049983
 # DN 6472, ↔ 1000 mm
→ 049910
↗ 545 mm

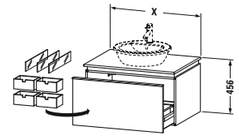

 # DN 6463*, ↔ 600 mm
 # DN 6464*, ↔ 800 mm
 # DN 6465*, ↔ 1000 mm
 # DN 6863**, ↔ 600 mm
 # DN 6864**, ↔ 800 mm
 # DN 6865**, ↔ 1000 mm
↗ 545 mm

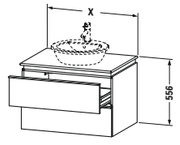

 # DN 6473*, ↔ 600 mm
 # DN 6474*, ↔ 800 mm
 # DN 6475*, ↔ 1000 mm
 # DN 6873**, ↔ 600 mm
 # DN 6874**, ↔ 800 mm
 # DN 6875**, ↔ 1000 mm
↗ 545 mm

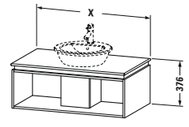

 # DN 6450, ↔ 1000 mm
 # DN 6451, ↔ 1200 mm
→ 049747
↗ 545 mm

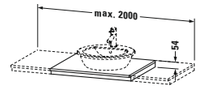

 # DN 803C
 # DN 802C
↗ 545 mm

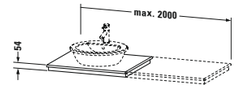

 # DN 800C
↗ 545 mm

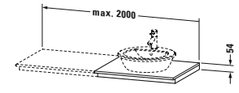

 # DN 801C
↗ 545 mm

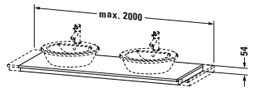

 # DN 813C
 # DN 812C
↗ 545 mm

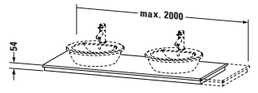

 # DN 810C
↗ 545 mm

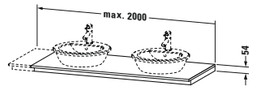

 # DN 811C
↗ 545 mm

 # DN 9902
↗ 425 mm
Console support-bracket

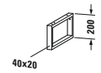

 # DN 9908
↗ 480 mm
 # DN 9906
↗ 340 mm
Console support-towel rail

 # DN 9926
↗ 420 mm
Console support hidden

 # DN 9985, ↔ 500 mm
 # DN 9986, ↔ 1000 mm
↗ 14 mm
Towel rail

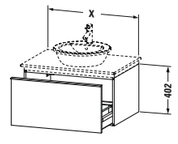

 # DN 6466, ↔ 600 mm
 # DN 6467, ↔ 800 mm
 # DN 6468, ↔ 1000 mm
↗ 545 mm

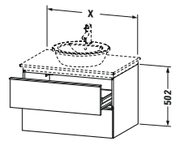

 # DN 6476, ↔ 600 mm
 # DN 6477, ↔ 800 mm
 # DN 6478, ↔ 1000 mm
↗ 545 mm

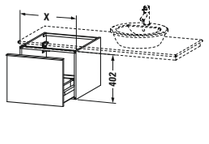

 # DN 6770, ↔ 400 mm
 # DN 6771, ↔ 500 mm
 # DN 6772, ↔ 600 mm
↗ 545 mm

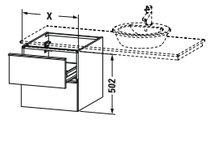

 # DN 6780, ↔ 400 mm
 # DN 6781, ↔ 500 mm
 # DN 6782, ↔ 600 mm
↗ 545 mm

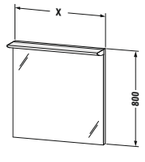

 # DN 7255, ↔ 600 mm
 # DN 7256, ↔ 800 mm
1 x 14 W
 # DN 7257, ↔ 1000 mm
1 x 21 W
 # DN 7258, ↔ 1200 mm
1 x 28 W
 # DN 7265, ↔ 1500 mm
1 x 35 W
↗ 170 mm
IP 44

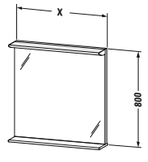

 # DN 7275, ↔ 600 mm
 # DN 7276, ↔ 800 mm
1 x 14 W
 # DN 7277, ↔ 1000 mm
1 x 21 W
 # DN 7278, ↔ 1200 mm
1 x 28 W
 # DN 7275, ↔ 1500 mm
1 x 35 W
↗ 170 mm
IP 44

 # DN 7535, ↔ 600 mm
 # DN 7536, ↔ 800 mm
1 x 14 W
 # DN 7537, ↔ 1000 mm
1 x 21 W
↗ 270 mm
IP 44

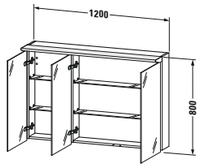

 # DN 7538
1 x 28 W
↗ 270 mm
IP 44

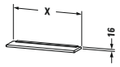

 # DN 7905, ↔ 600 mm
 # DN 7906, ↔ 800 mm
↗ 160 mm

* → Above counter basin
** → Vanity unit

Darling New

Design by Sieger Design

 # DN 2525 L/R
↗ 460 mm

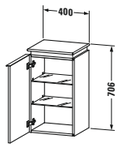

 # DN 1270 L/R
↗ 340 mm

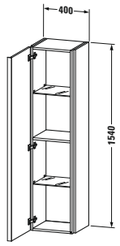

 # DN 1272 L/R
↗ 340 mm

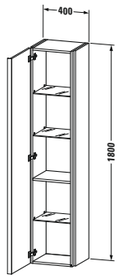

 # DN 1274 L/R
↗ 340 mm

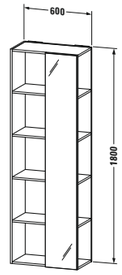

 # DN 1276 L/R
↗ 340 mm

Delos

Design by EOOS

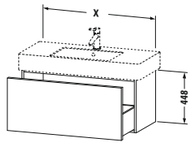

 # DL 6220 *, ↔ 800 mm
→ Vero # 032985
 # DL 6221 *, ↔ 1000 mm
→ Vero # 032910
 # DL 6222 *, ↔ 1200 mm
→ Vero # 032912
↗ 470 mm

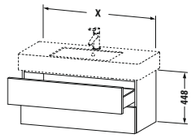

 # DL 6320 *, ↔ 800 mm
→ Vero # 032985
 # DL 6321 *, ↔ 1000 mm
→ Vero # 032910
 # DL 6322 *, ↔ 1200 mm
→ Vero # 032912
↗ 470 mm

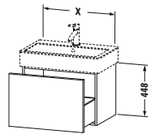

 # DL 6223 *, ↔ 450 mm
→ Vero # 045450
 # DL 6224 *, ↔ 550 mm
→ Vero # 045460
 # DL 6225 *, ↔ 650 mm
→ Vero # 045470
 # DL 6226 *, ↔ 750 mm
→ Vero # 045480
 # DL 6227 *, ↔ 950 mm
→ Vero # 045410
 # DL 6228 *, ↔ 1150 mm
→ Vero # 045412
↗ 445 mm

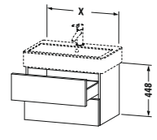

 # DL 6323 *, ↔ 450 mm
→ Vero # 045450
 # DL 6324 *, ↔ 550 mm
→ Vero # 045460
 # DL 6325 *, ↔ 650 mm
→ Vero # 045470
 # DL 6326 *, ↔ 750 mm
→ Vero # 045480
 # DL 6327 *, ↔ 950 mm
→ Vero # 045410
 # DL 6328 *, ↔ 1150 mm
→ Vero # 045412
↗ 470 mm

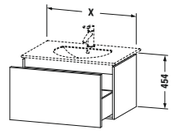

 # DL 6230 *, ↔ 500 mm
→ Darling New # 049953
↗ 426 mm
 # DL 6231 *, ↔ 600 mm
→ Darling New # 049963
↗ 516 mm
 # DL 6232 *, ↔ 800 mm
→ Darling New # 049983
↗ 541 mm
 # DL 6233 *, ↔ 1000 mm
→ Darling New # 049910
↗ 541 mm

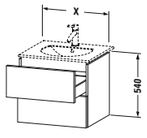

 # DL 6330 *, ↔ 500 mm
→ Darling New # 049953
↗ 426 mm
 # DL 6331 *, ↔ 600 mm
→ Darling New # 049963
↗ 510 mm
 # DL 6332 *, ↔ 800 mm
→ Darling New # 049983
↗ 541 mm
 # DL 6333 *, ↔ 1000 mm
→ Darling New # 049910
↗ 541 mm

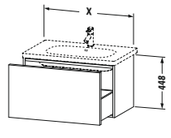

 # DL 6234 *, ↔ 600 mm
→ D-Code # 034265
 # DL 6235 *, ↔ 800 mm
→ D-Code # 034285
 # DL 6236 *, ↔ 1000 mm
→ D-Code # 034210
 # DL 6237 *, ↔ 1150 mm
→ D-Code # 034212
↗ 460 mm

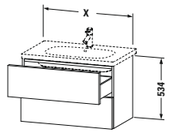

 # DL 6334 *, ↔ 600 mm
→ D-Code # 034265
 # DL 6335 *, ↔ 800 mm
→ D-Code # 034285
 # DL 6336 *, ↔ 1000 mm
→ D-Code # 034210
 # DL 6337 *, ↔ 1150 mm
→ D-Code # 034212
↗ 460 mm

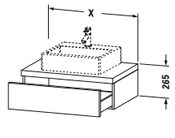

 # DL 6787 *, ↔ 600 mm
 # DL 6788 *, ↔ 800 mm
 # DL 6789 *, ↔ 1000 mm
 # DL 6790 *, ↔ 1200 mm
↗ 565 mm

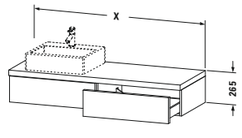

 # DL 6791 L/R/B *, ↔ 1500 mm
 # DL 6792 L/R/B *, ↔ 1800 mm
↗ 565 mm

* additional module: interior equipment for drawers is not included in scope of supply

Design by EOOS

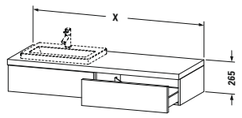

 # DL 6891 L/R/B *, ↔ 1500 mm
 # DL 6892 L/R/B *, ↔ 1800 mm
↗ 565 mm

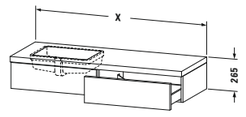

 # DL 6991 L/R/B *, ↔ 1500 mm
 # DL 6992 L/R/B *, ↔ 1800 mm
↗ 565 mm

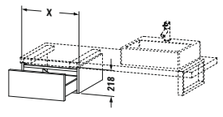

 # DL 6746 *, ↔ 500 mm
 # DL 6747 *, ↔ 600 mm
↗ 565 mm

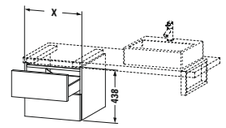

 # DL 6846 *, ↔ 500 mm
 # DL 6847 *, ↔ 600 mm
↗ 565 mm

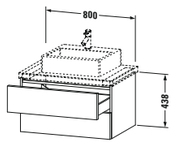

 # DL 6799 *
↗ 565 mm

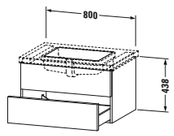

 # DL 6899 *
↗ 565 mm

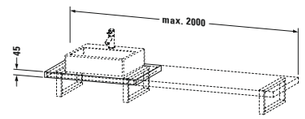

 # DL 020C
↗ 565 mm

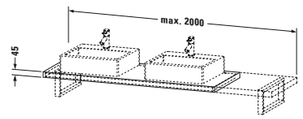

 # DL 023C
↗ 565 mm

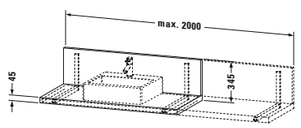

 # DL 040C
↗ 565 mm

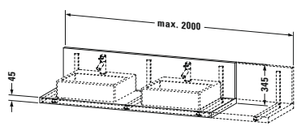

 # DL 043C
↗ 565 mm

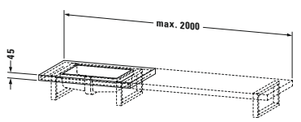

 # DL 030C
↗ 565 mm

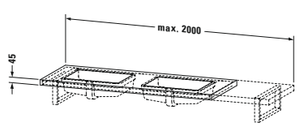

 # DL 033C
↗ 565 mm

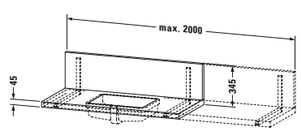

 # DL 050C
↗ 565 mm

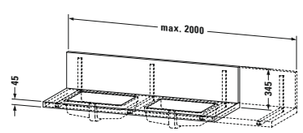

 # DL 053C
↗ 565 mm

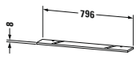

 # DL 9905
↗ 130 mm
Glass shelf.

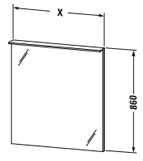

 # DL 7240, ↔ 450 mm
1 x 9 W
 # DL 7241, ↔ 600 mm
1 x 13 W
 # DL 7242, ↔ 800 mm
1 x 16 W
 # DL 7243, ↔ 1000 mm
1 x 21 W
 # DL 7244, ↔ 1200 mm
1 x 26 W
↗ 105 mm
IP 44

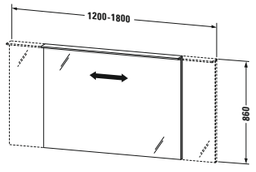

 # DL 7246
1 x 26 W
↗ 105 mm
IP 44

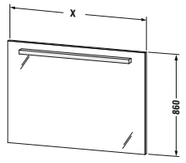

 # DL 7340, ↔ 450 mm
 # DL 7341, ↔ 600 mm
1 x 8 W
 # DL 7342, ↔ 800 mm
 # DL 7343, ↔ 1000 mm
1 x 13 W
 # DL 7344, ↔ 1200 mm
1 x 21 W
↗ 23/76 mm
IP44

Delos

Design by EOOS

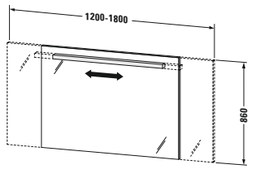

 # DL 7346
1 x 21 W
↗ 23/76 mm
IP44

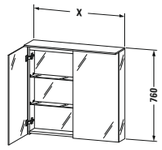

 # DL 7541, ↔ 600 mm
1 x 19 W
 # DL 7542, ↔ 800 mm
 # DL 7543, ↔ 1000 mm
1 x 28 W
↗ 138/208 mm
IP44

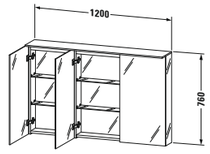

 # DL 7544
1 x 38 W
↗ 138/208 mm
IP44



 # DL 7910,
↗ 130 mm
Shelf

 # DL 9990
↗ 45 mm
Towel rail.

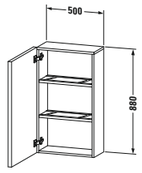

 # DL 1288
↗ 250 mm

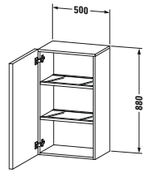

 # DL 1289
↗ 370 mm

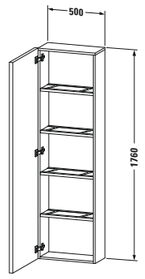

 # DL 1290
↗ 250 mm

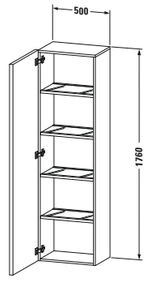

 # DL 1291
↗ 370 mm

Esplanade

Design by Sergei Tchoban

1 **# 2622850000** ●
 # 2622850030 ● ● ●
2 **# ES 9051**

1 **# 2622600000** ●
 # 2622600030 ● ● ●
2 **# ES 9050**

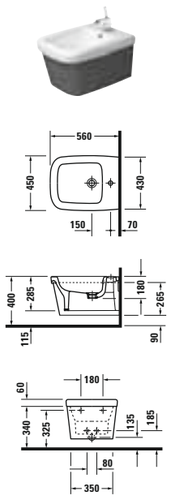

 # 2265100000 ● Silk
 # 2266100000 ● Oak

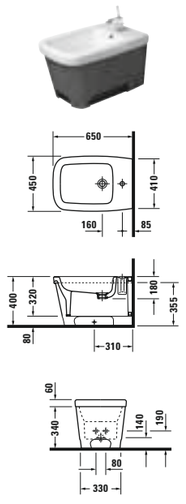

 # 2261100000 ● Silk
 # 2262100000 ● Oak

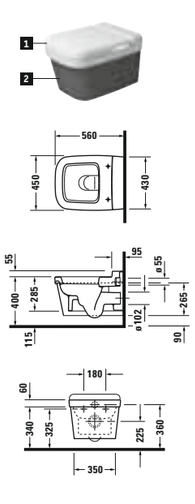

1 **# 0069790000**
(SoftClose)
2 **# 2553090000** Silk
 # 2554090000 Oak

↗ Depth. **L/R/B** Left/Right/On both sides.
↔ Width With lighting

Design by Sergei Tchoban

Esplanade

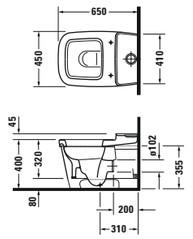

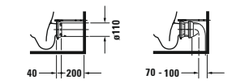

0014220000

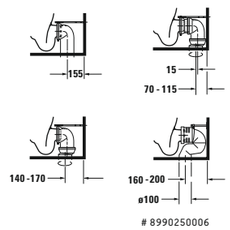

8990250006

1 **# 0069790000**
(SoftClose)
2 **# 2146090000** Silk
 # 2147090000 Oak
 # 0872800005
 # 0872800085

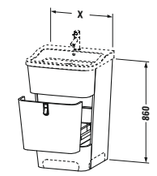

 # ES 9050, ↔ 560 mm
→ 262260
 # ES 9051, ↔ 810 mm
→ 262285
↗ 510 mm

 # ES 9922
↗ 373 mm

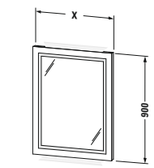

 # ES 9090, ↔ 1000 mm
↗ 42 mm

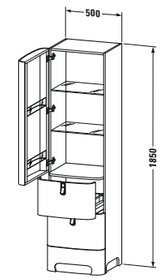

 # ES 9055 L/R
↗ 430 mm

Fogo

Design by Duravit

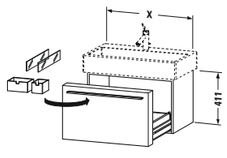

 # F0 9553, ↔ 450 mm
→ Vero # 045450
 # F0 9554, ↔ 550 mm
→ Vero # 045460
 # F0 9555, ↔ 750 mm
→ Vero # 045480
 # F0 9556, ↔ 950 mm
→ Vero # 045410
 # F0 9557, ↔ 1150 mm
→ Vero # 045412
↗ 445/363 mm

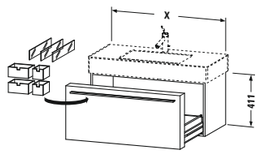

 # F0 9572, ↔ 800 mm
→ Vero # 032985
 # F0 9573, ↔ 1000 mm
→ Vero # 032910
 # F0 9574, ↔ 1200 mm
→ Vero # 032912
↗ 462/380 mm

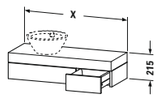

 # F0 8370, ↔ 900 mm (l)
 # F0 8371, ↔ 900 mm (r)
 # F0 8372, ↔ 1000 mm (l)
 # F0 8373, ↔ 1000 mm (r)
 # F0 8374, ↔ 1100 mm (l)
 # F0 8375, ↔ 1100 mm (r)
↗ 360 mm

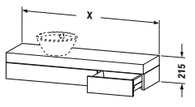

 # F0 8377, ↔ 1200 mm (l)
 # F0 8378, ↔ 1200 mm (r)
 # F0 8380, ↔ 1300 mm (l)
 # F0 8381, ↔ 1300 mm (r)
 # F0 8383, ↔ 1400 mm (l)
 # F0 8384, ↔ 1400 mm (r)
↗ 360 mm

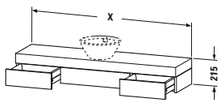

 # F0 8382, ↔ 1400 mm (m)
 # F0 8385, ↔ 1600 mm (m)
 # F0 8388, ↔ 1800 mm (m)
↗ 360 mm

(l) Cut-out left side
(r) Cut-out right side
(m) Cut-out central
(b) 2 cut-outs

Suitable ceramic see current pricelist.

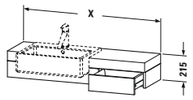

 # F0 8377, ↔ 1200 mm (l)
 # F0 8378, ↔ 1200 mm (r)
 # F0 8380, ↔ 1300 mm (l)
 # F0 8381, ↔ 1300 mm (r)
 # F0 8383, ↔ 1400 mm (l)
 # F0 8384, ↔ 1400 mm (r)
↗ 360 mm

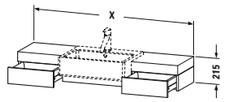

 # F0 8382, ↔ 1400 mm (m)
 # F0 8385, ↔ 1600 mm (m)
 # F0 8388, ↔ 1800 mm (m)
↗ 360 mm

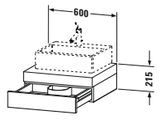

 # F0 8520 (m)
↗ 550 mm

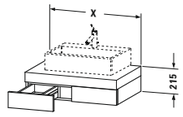

 # F0 8521, ↔ 800 mm (m)
 # F0 8522, ↔ 1000 mm (m)
 # F0 8523, ↔ 1200 mm (m)
↗ 550 mm

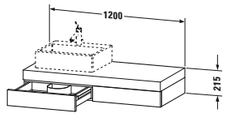

 # F0 8524 (l)
 # F0 8525 (r)
↗ 550 mm

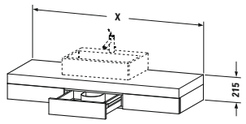

 # F0 8527, ↔ 1500 mm (m)
 # F0 8531, ↔ 1800 mm (m)
↗ 550 mm

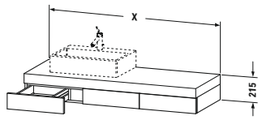

 # F0 8528, ↔ 1500 mm (l)
 # F0 8529, ↔ 1500 mm (r)
 # F0 8532, ↔ 1800 mm (l)
 # F0 8533, ↔ 1800 mm (r)
↗ 550 mm

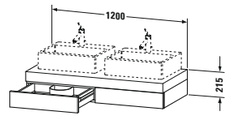

 # F0 8526 (b)
↗ 550 mm

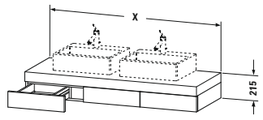

 # F0 8530, ↔ 1500 mm (b)
 # F0 8534, ↔ 1800 mm (b)
↗ 550 mm

 # F0 9985, ↔ 500 mm
 # F0 9986, ↔ 1000 mm
↗ 14 mm
Towel rail

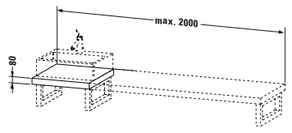

 # F0 089C
↗ 550 mm
Variable console

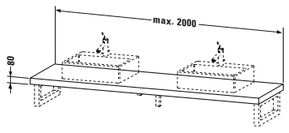

 # F0 079C
↗ 550 mm
Variable console

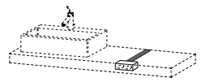

 # F0 9907
Double socket

 # F0 9902
↗ 425 mm
Console support-bracket

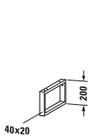

 # F0 9903
↗ 480 mm
Console support-towel rail

 # F0 9926
↗ 420 mm
Console support hidden

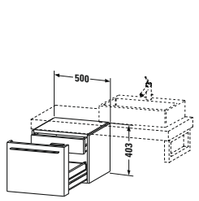

 # F0 9542
↗ 550 mm

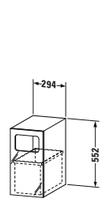

 # F0 6807
↗ 490 mm
Waste bin

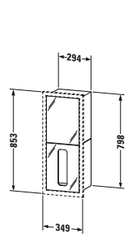

 # F0 6802
Built-in
 # F0 6803
Surface mount
↗ 200 mm
Storage unit

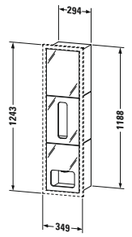

 # F0 6805
Built-in
 # F0 6806
Surface mount
↗ 200 mm
Storage unit

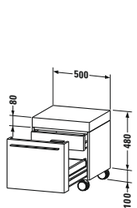

 # F0 9543
↗ 550 mm

 # F0 9983, ↔ 500 mm
 # F0 9984, ↔ 1000 mm
↗ 14 mm
Towel rail

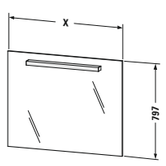

 # F0 9614, ↔ 597 mm
1 x 8 W
 # F0 9615, ↔ 797 mm
 # F0 9616, ↔ 997 mm
1 x 13 W
 # F0 9680, ↔ 1200 mm
1 x 21 W
 # F0 9681, ↔ 1500 mm
 # F0 9682, ↔ 1800 mm
1 x 28 W
↗ 23/76 mm
IP 44

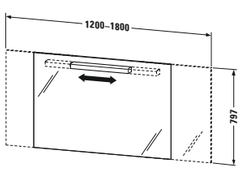

 # F0 9620
↔ 1200-1500 mm
1 x 21 W
↔ 1501-1800 mm
1 x 28 W
↗ 23/76 mm
IP 44

 # F0 9672
Wooden underfloor
 # F0 9673
Illuminated glass floor
1 x 13 W
↗ 210/263 mm
IP 44

 # F0 9674
Wooden underfloor
 # F0 9675
Illuminated glass floor
1 x 13 W
↗ 210/263 mm
IP 44

(l) Cut-out left side
(r) Cut-out right side
(m) Cut-out central
(b) 2 cut-outs

Suitable ceramic see current pricelist.

 # F0 9676
Wooden underfloor
 # F0 9677
Illuminated glass floor
1 x 21 W
↗ 210/263 mm
IP 44

 # F0 9678
Wooden underfloor
 # F0 9679
Illuminated glass floor
2 x 13 W
↗ 210/263 mm
IP 44

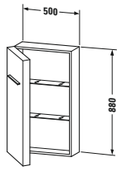

 # F0 9550 L/R
↗ 250 mm

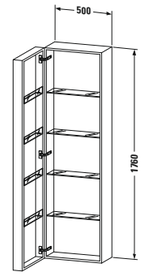

 # F0 9546 L/R
↗ 230 mm

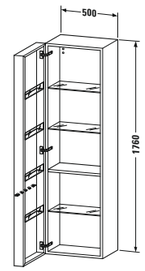

 # F0 9547 L/R
↗ 420 mm

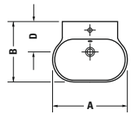

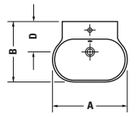

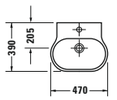

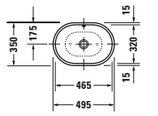

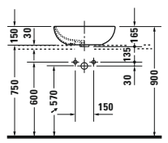

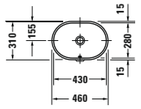

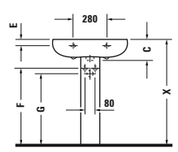

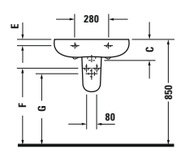

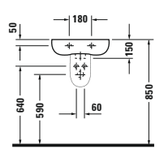

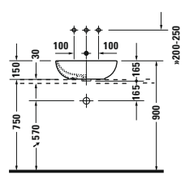

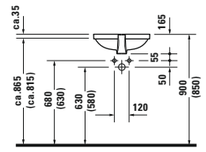

	A	B	C	D	E	F	G
700	700	540	185	235	45	610	560
600	600	490	165	250	50	620	570
550	550	445	170	220	45	620	570

1 **# 0419700000** ○ ● ○
 # 0419600000 ○ ● ○
 # 0419550000 ○ ● ○
2 **# 0863980000**

1 **# 0419700000** ○ ● ○
 # 0419600000 ○ ● ○
 # 0419550000 ○ ● ○
2 **# 0863970000**

1 **# 0419470000** ●
2 **# 0863990000**

 # 0335500000 ⊠

 # 0336430000 ⊠ ⧩

Bathroom_Foster

Design by Norman Foster

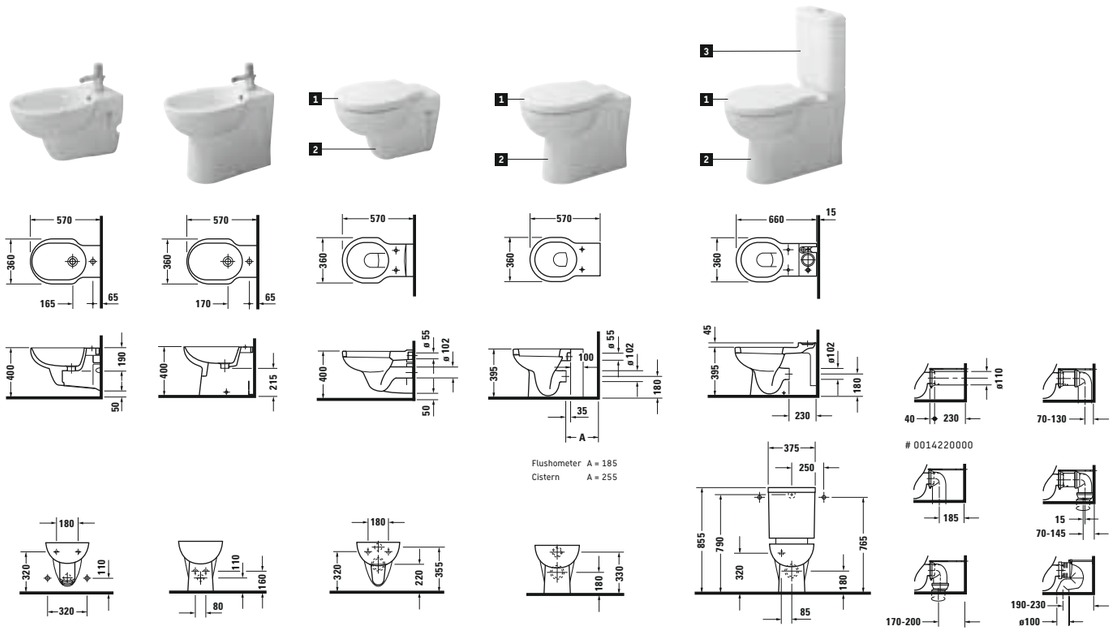

0134150000 ●

0134100000 ●

1 # 0060210000
2 # 0175090000 ⛁ ⟲

1 # 0060210000
2 # 0177090000 ⛁ ⟲ ⟳

1 # 0060210000
2 # 0176090000 ⛁ ⟲ ⟳
3 # 0912000005 ⛁ → ← → ←
0912100005 ⛁ ↙ → ←

Happy D.

Design by Sieger Design

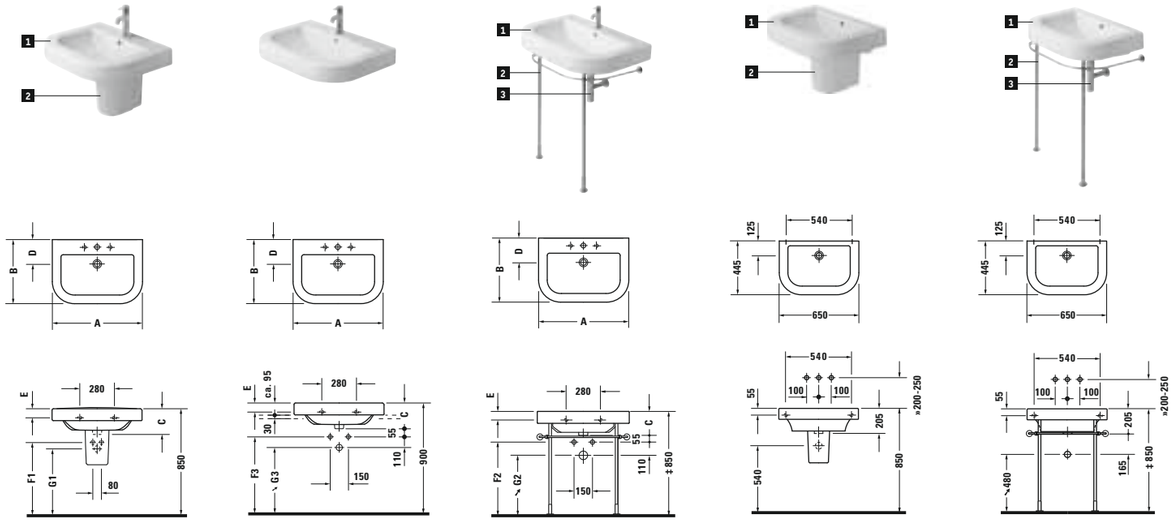

	A	B	C	D	E	F1	G1	F2	G2	F3	G3
750	750	525	195	200	70	600	550	600	490	650	540
650	650	520	205	200	65	590	540	595	485	640	530
600	600	480	205	200	65	585	535	/	/	640	530

1 # 0417750000 ●
0417750030 ● ● ●
0417650000 ●
0417650030 ● ● ●
0417650060 ⊠
0417600000 ●
0417600030 ● ● ●
2 # 0863850000

0417750027 ●*
0417750025 ● ● ●*
0417650027 ●*
0417650025 ● ● ●*
0417600027 ●*
0417600025 ● ● ●*

1 # 0417750000 ●
0417750030 ● ● ●
2 # 0030601000**
1 # 0417650000 ●
0417650030 ● ● ●
0417650060 ⊠
2 # 0030611000**
3 # 0050361000

1 # 0418650000 ⊠
2 # 0863870000

1 # 0418650000 ⊠
2 # 0030621000**
3 # 0050361000

Happy D.

Design by Sieger Design

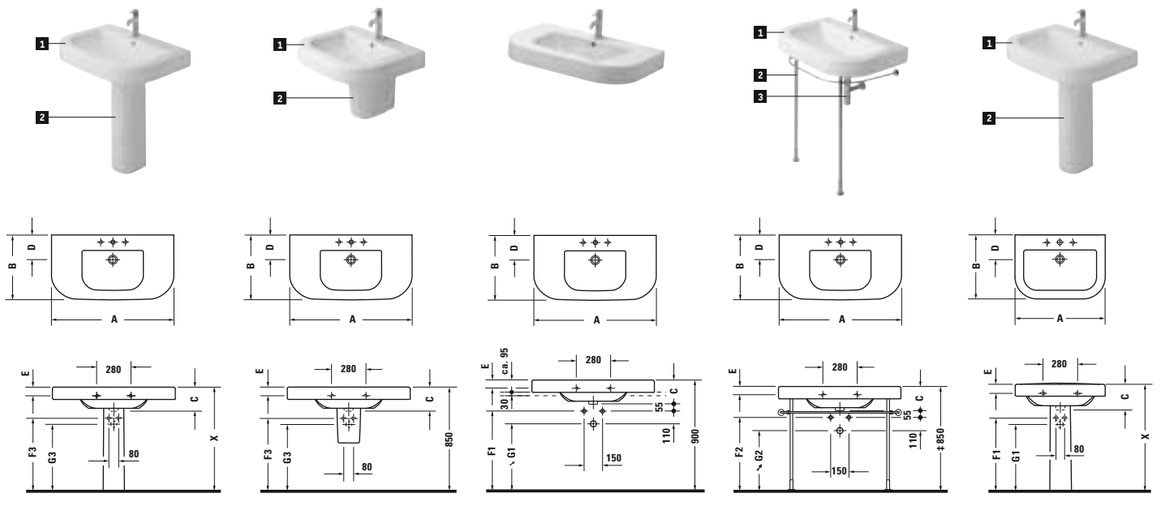

	A	B	C	D	E	F1	G1	F2	G2	F3	G3
1000	1000	525	195	200	70	650	540	600	490	595	545
800	800	525	200	200	70	645	535	595	485	495	545

	A	B	C	D	E	F1	G1
750	750	525	195	200	70	600	550
650	650	520	205	200	65	590	540
600	600	480	205	200	65	585	535

1 # 0417100000 ●
0417100030 ● ● ●
0417100060 ⊠
0417800000 ●
0417800030 ● ● ●
0417800060 ⊠
2 # 0863860000

1 # 0417100000 ●
0417100030 ● ● ●
0417100060 ⊠
0417800000 ●
0417800030 ● ● ●
0417800060 ⊠
2 # 0863850000

0417100027 ●*
0417100025 ● ● ●*
0417800027 ●*
0417800025 ● ● ●*

1 # 0417100000 ●
0417100030 ● ● ●
0417100060 ⊠
2 # 0030701000**
1 # 0417800000 ●
0417800030 ● ● ●
0417800060 ⊠
2 # 0030691000**
3 # 0050361000

1 # 0417750000 ●
0417750030 ● ● ●
0417650000 ●
0417650030 ● ● ●
0417650060 ⊠
0417600000 ●
0417600030 ● ● ●
2 # 0863860000

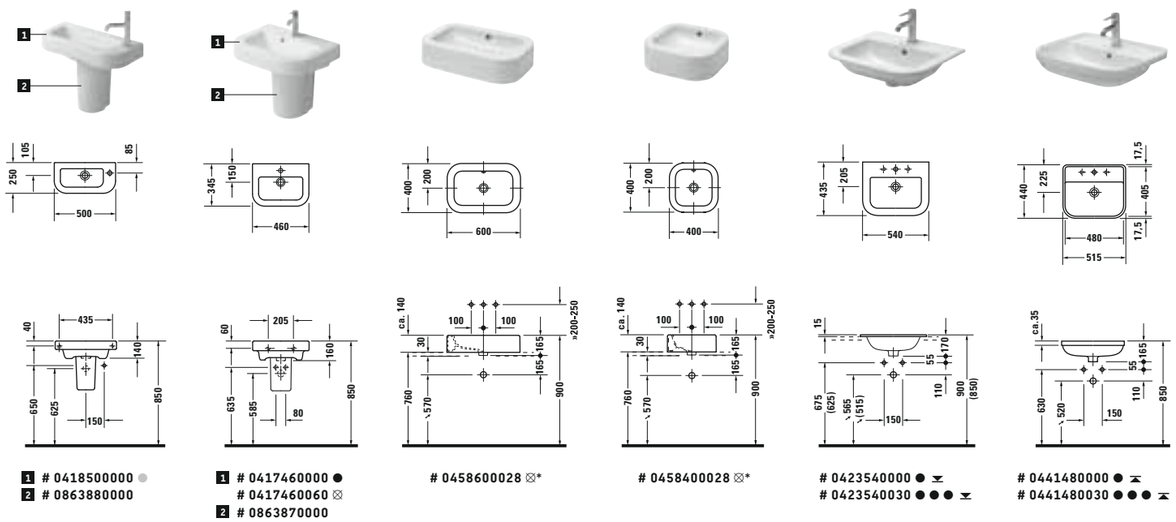

1 # 0418500000 ●
2 # 0863880000

1 # 0417460000 ●
0417460060 ⊠
2 # 0863870000

0458600028 ⊠*

0458400028 ⊠*

0423540000 ● ⊻
0423540030 ● ● ● ⊻

0441480000 ● ⊼
0441480030 ● ● ● ⊼

* Washbasin grinded in combination with consoles. ** Height-adjustable

Design by Sieger Design

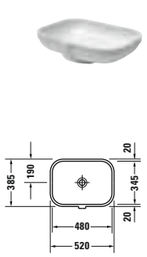

 # 0457480000 ☒

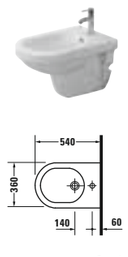

 # 0256150000 ●

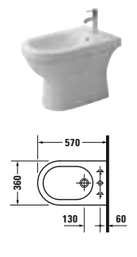

 # 0257100000 ○ ● ○

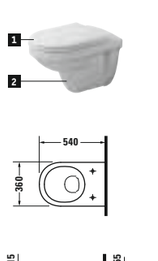

1 # 0066910000
 # 0066990000 (SoftClose)
2 # 0171090000

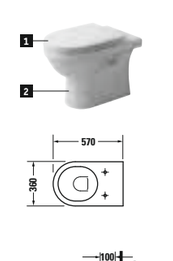

1 # 0066910000
 # 0066990000 (SoftClose)
2 # 0174090000

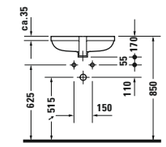

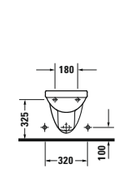

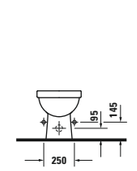

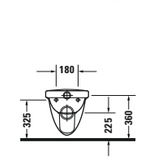

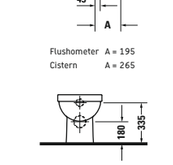

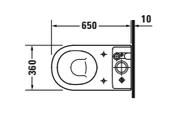

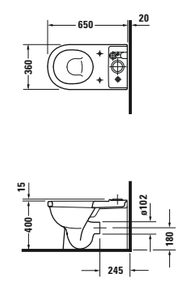

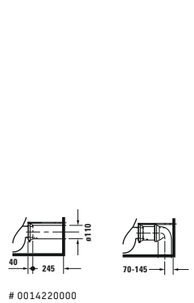

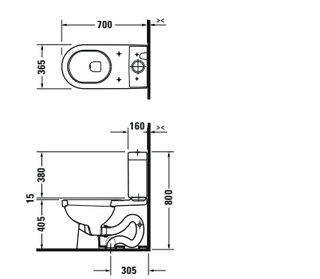

1 # 0066910000
 # 0066990000 (SoftClose)
2 # 0172090000
3 # 0910000005
 # 0910100005

1 # 0066910000
 # 0066990000 (SoftClose)
2 # 0170090000
3 # 0910000005
 # 0910100005

Two-piece toilet
1 # 0068510000
 # 0068590000 (Automatic closure)
2 # 0112010062
3 # 0929100005

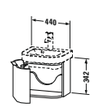

 # HD 6283 L/R
↗ 335 mm
→ # 041746

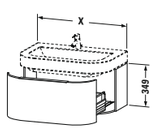

 # HD 6276, ↔ 630 mm
→ # 041765
 # HD 6277, ↔ 780 mm
→ # 041780
 # HD 6278, ↔ 980 mm
→ # 041710
↗ 511 mm

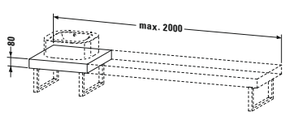

 # HD 831C
↗ 550 mm
Variable console

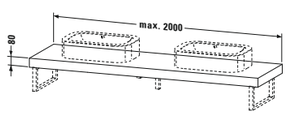

 # HD 835C
↗ 550 mm
Variable console

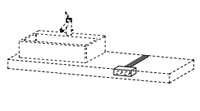

 # HD 9907
Double socket

 # HD 9902
↗ 425 mm
Console support-bracket

 # HD 9903
↗ 480 mm
 # HD 9904
↗ 340 mm
Console support-towel rail

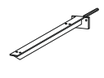

 # HD 9926
↗ 420 mm
Console support hidden

 # HD 9983, ↔ 500 mm
 # HD 9984, ↔ 1000 mm
↗ 14 mm
Towel rail

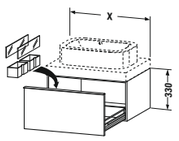

 # HD 6290, ↔ 500 mm
 # HD 6291, ↔ 700 mm
 # HD 6293, ↔ 800 mm
 # HD 6292, ↔ 1000 mm
↗ 550 mm

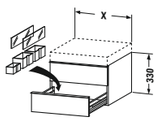

 # HD 9392, ↔ 350 mm
 # HD 9393, ↔ 500 mm
 # HD 9394, ↔ 700 mm
↗ 550 mm

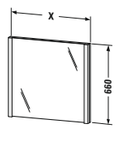

 # HD 9630, ↔ 500 mm
 # HD 9631, ↔ 700 mm
 # HD 9632, ↔ 800 mm
♀ 2 x 18 W
↗ 52 mm
IP 44

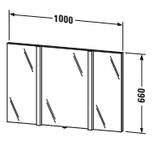

 # HD 9633 ♀ 2 x 18 W
↗ 52 mm
IP 44

 # HD 9634 L/R ♀ 2 x 14 W
↗ 180 mm
IP 44

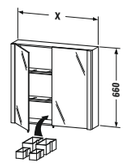

 # HD 9635, ↔ 700 mm
 # HD 9636, ↔ 800 mm
♀ 2 x 14 W
↗ 180 mm
IP 44

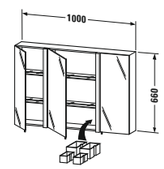

 # HD 9637 ♀ 2 x 14 W
↗ 180 mm
IP 44

 # HD 9474 L/R, ↔ 350 mm
 # HD 9475 L/R, ↔ 500 mm
↗ 180 mm

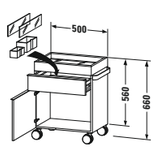

 # HD 9396 L/R
↗ 360 mm

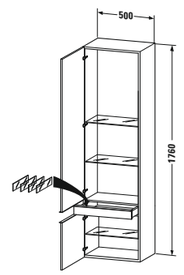

 # HD 9245 L/R
↗ 360 mm

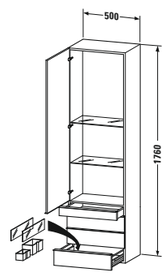

 # HD 9246 L/R
↗ 360 mm

 # HD 9913
↗ 120 mm

 # HD 9914
↗ 120 mm

Design by Christian Werner

Ketho

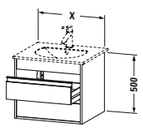

 # KT 6675, ↔ 500 mm
→ Darling New # 049953
↗ 412 mm
 # KT 6676, ↔ 600 mm
→ Darling New # 049963
↗ 502 mm
 # KT 6677, ↔ 800 mm
→ Darling New # 049983
 # KT 6678, ↔ 1000 mm
→ Darling New # 049910
↗ 527 mm

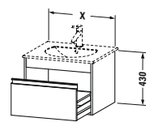

 # KT 6631, ↔ 500 mm
→ Darling New # 049953
↗ 412 mm
 # KT 6632, ↔ 600 mm
→ Darling New # 049963
↗ 502 mm
 # KT 6633, ↔ 800 mm
→ Darling New # 049983
 # KT 6634, ↔ 1000 mm
→ Darling New # 049910
↗ 527 mm

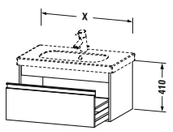

 # KT 6667, ↔ 800 mm
→ D-Code # 034285
 # KT 6668, ↔ 1000 mm
→ D-Code # 034210
 # KT 6669, ↔ 1150 mm
→ D-Code # 034212
 # KT 6670, ↔ 600 mm
→ D-Code # 034265
↗ 455 mm

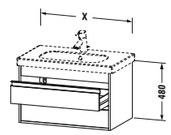

 # KT 6647, ↔ 800 mm
→ D-Code # 034285
 # KT 6648, ↔ 1000 mm
→ D-Code # 034210
 # KT 6649, ↔ 1150 mm
→ D-Code # 034212
 # KT 6650, ↔ 600 mm
→ D-Code # 034265
↗ 455 mm

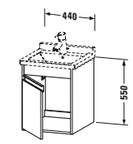

 # KT 6662 L/R
→ Starck 3 # 030348
↗ 465 mm

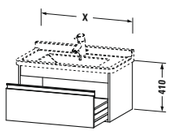

 # KT 6663, ↔ 650 mm
→ Starck 3 # 030470
 # KT 6664, ↔ 800 mm
→ Starck 3 # 030480
 # KT 6665, ↔ 1000 mm
→ Starck 3 # 030410
↗ 465 mm

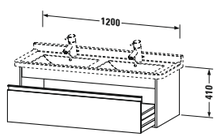

 # KT 6666
→ Starck 3 # 033213
↗ 465 mm

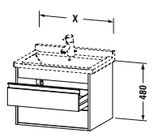

 # KT 6643, ↔ 650 mm
→ Starck 3 # 030470
 # KT 6644, ↔ 800 mm
→ Starck 3 # 030480
 # KT 6645, ↔ 1000 mm
→ Starck 3 # 030410
↗ 465 mm

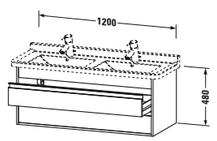

 # KT 6646
→ Starck 3 # 033213
↗ 465 mm

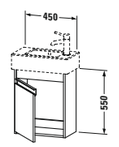

 # KT 6629 L/R
→ Vero # 070350
↗ 225 mm

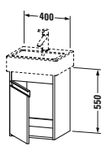

 # KT 6630
→ Vero # 070445
↗ 320 mm

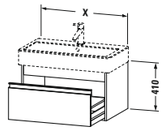

 # KT 6685, ↔ 450 mm
→ Vero # 045450
 # KT 6686, ↔ 550 mm
→ Vero # 045460
 # KT 6687, ↔ 750 mm
→ Vero # 045480
 # KT 6688, ↔ 950 mm
→ Vero # 045410
 # KT 6689, ↔ 1150 mm
→ Vero # 045412
↗ 440 mm

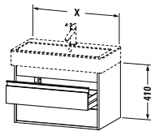

 # KT 6635, ↔ 450 mm
→ Vero # 045450
 # KT 6636, ↔ 550 mm
→ Vero # 045460
 # KT 6637, ↔ 750 mm
→ Vero # 045480
 # KT 6638, ↔ 950 mm
→ Vero # 045410
 # KT 6639, ↔ 1150 mm
→ Vero # 045412
↗ 440 mm

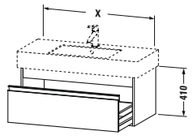

 # KT 6690, ↔ 800 mm
→ Vero # 032985
 # KT 6691, ↔ 1000 mm
→ Vero # 032910
 # KT 6692, ↔ 1200 mm
→ Vero # 032912
↗ 455 mm

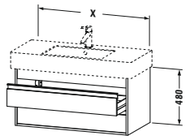

 # KT 6640, ↔ 800 mm
→ Vero # 032985
 # KT 6641, ↔ 1000 mm
→ Vero # 032910
 # KT 6642, ↔ 1200 mm
→ Vero # 032912
↗ 455 mm

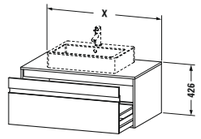

 # KT 6694*, ↔ 800 mm
 # KT 6695*, ↔ 1000 mm
 # KT 6696*, ↔ 1200 mm
↗ 550 mm

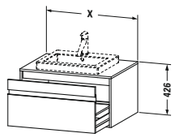

 # KT 6794**, ↔ 800 mm
 # KT 6894***, ↔ 800 mm
 # KT 6795**, ↔ 1000 mm
 # KT 6895***, ↔ 1000 mm
 # KT 6796**, ↔ 1200 mm
 # KT 6896***, ↔ 1200 mm
↗ 550 mm

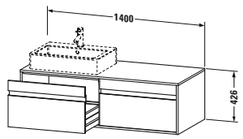

 # KT 6697 L/R/B*
↗ 550 mm

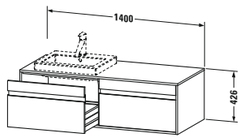

 # KT 6797 L/R/B**
 # KT 6897 L/R/B***
↗ 550 mm

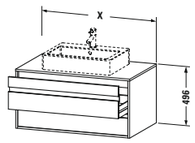

 # KT 6654*, ↔ 800 mm
 # KT 6555*, ↔ 1000 mm
 # KT 6656*, ↔ 1200 mm
↗ 550 mm

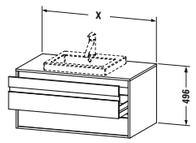

 # KT 6754**, ↔ 800 mm
 # KT 6854***, ↔ 800 mm
 # KT 6755**, ↔ 1000 mm
 # KT 6855***, ↔ 1000 mm
 # KT 6756**, ↔ 1200 mm
 # KT 6856***, ↔ 1200 mm
↗ 550 mm

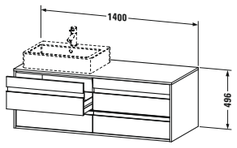

 # KT 6657 L/R/B*
↗ 550 mm

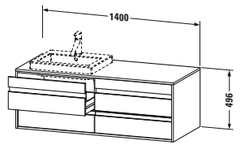

 # KT 6757 L/R/B**
 # KT 6857 L/R/B***
↗ 550 mm

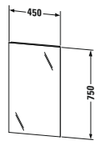

 # KT 7229
↗ 41 mm

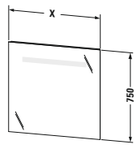

 # KT 7230, ↔ 650 mm
1 x 13 W
 # KT 7231, ↔ 800 mm
1 x 14 W
 # KT 7232, ↔ 1000 mm
 # KT 7233, ↔ 1200 mm
1 x 21 W
↗ 41 mm

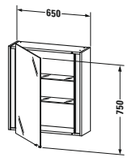

 # KT 7530 L/R
2 x 14 W
↗ 180 mm

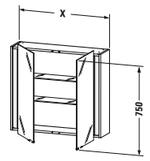

 # KT 7531, ↔ 800 mm
 # KT 7532, ↔ 1000 mm
2 x 14 W
↗ 180 mm

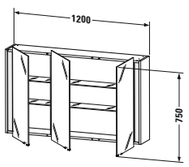

 # KT 7533 2 x 14 W
↗ 180 mm

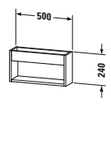

 # KT 2537 L/R
↗ 135 mm

 # KT 2530 L/R
↗ 360 mm

 # KT 2528 L/R
↗ 360 mm

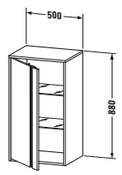

 # KT 1266 L/R
↗ 360 mm

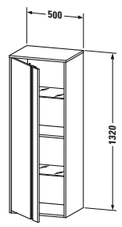

 # KT 1267 L/R
↗ 360 mm

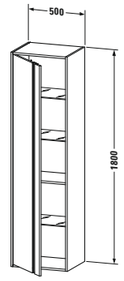

 # KT 1265 L/R
↗ 360 mm

* → Above counter basins
** → Vanity unit ⧗
*** → Vanity unit ⧖

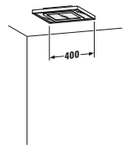

e-mood
 # LM 9598
1 x 24 W
↗ 70 mm

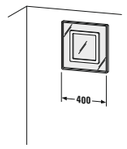

e-mood
 # LM 9599
2 x 18 W
↗ 70 mm

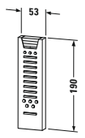

 # LM 9952
key fob

 # LM 9953
wireless wall taster

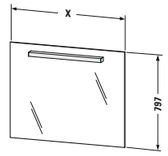

Fogo
 # LM 9614, ↔ 597 mm
1 x 8 W
 # LM 9615, ↔ 797 mm
 # LM 9616, ↔ 997 mm
1 x 13 W
 # LM 9680, ↔ 1200 mm
1 x 21 W
 # LM 9681, ↔ 1500 mm
 # LM 9682, ↔ 1800 mm
1 x 28 W
↗ 23/76 mm
IP 44

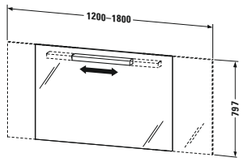

Fogo
 # LM 9620
↔ 1200-1500 mm
1 x 21 W
↔ 1501-1800 mm
1 x 28 W
↗ 23/76 mm
IP 44

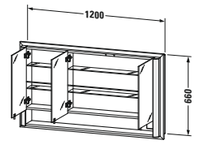

Multibox
 # LM 9708
2 x 14 W
↗ 186 mm
IP 44
Built-in version

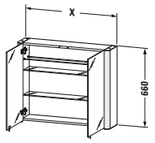

Multibox
 # LM 9770, ↔ 600 mm
 # LM 9771, ↔ 800 mm
 # LM 9772, ↔ 1000 mm
2 x 14 W
↗ 186 mm
IP 44

Multibox
 # LM 9773
2 x 14 W
↗ 186 mm
IP 44

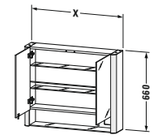

Multibox
 # LM 9700, ↔ 600 mm
 # LM 9701, ↔ 800 mm
 # LM 9702, ↔ 1000 mm
2 x 14 W
↗ 186 mm
IP 44

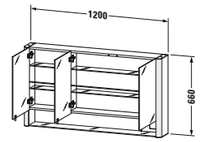

Multibox
 # LM 9703
2 x 14 W
↗ 186 mm
IP 44

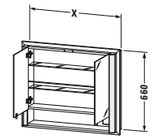

Multibox
 # LM 9705, ↔ 600 mm
 # LM 9706, ↔ 800 mm
 # LM 9707, ↔ 1000 mm
2 x 14 W
↗ 186 mm
IP 44
Built-in version

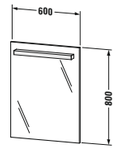

 # LM 9870
Mirror with lighting
1 x 13 W

Design by Herbert Schultes

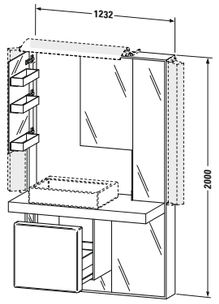

 # MW 9820 ⚲, → Vero # 045250 (l)
 # MW 9822 ⚲, → Vero # 045260 (l)
 # MW 9821 ⚲, → Vero # 045250 (r)
 # MW 9823 ⚲, → Vero # 045260 (r)
2 x 28 W (a) 1
1 x 24 W (a) 2
3 x 14 W (i)
↗ 632 mm

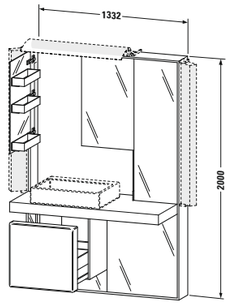

 # MW 9824 ⚲, → Vero # 045250 (l)
 # MW 9826 ⚲, → Vero # 045260 (l)
 # MW 9825 ⚲, → Vero # 045250 (r)
 # MW 9827 ⚲, → Vero # 045260 (r)
2 x 28 W (a) 1
1 x 24 W (a) 2
3 x 14 W (i)
↗ 632 mm

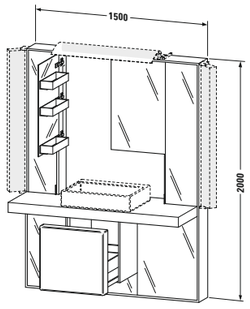

 # MW 9828 ⚲, → Vero # 045250 (m)
 # MW 9829 ⚲, → Vero # 045260 (m)
2 x 28 W (a) 1
1 x 24 W (a) 2
3 x 14 W (i)
↗ 632 mm

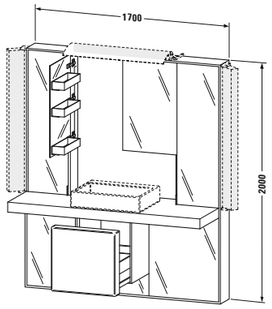

 # MW 9830 ⚲, → Vero # 045250 (m)
 # MW 9831 ⚲, → Vero # 045260 (m)
2 x 28 W (a) 1
1 x 24 W (a) 2
3 x 14 W (i)
↗ 632 mm

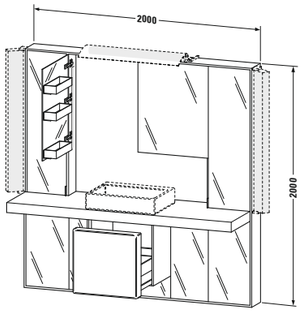

 # MW 9832 ⚲, → Vero # 045250 (m)
 # MW 9833 ⚲, → Vero # 045260 (m)
2 x 28 W (a) 1
1 x 39 W (a) 2
3 x 14 W (i)
↗ 632 mm

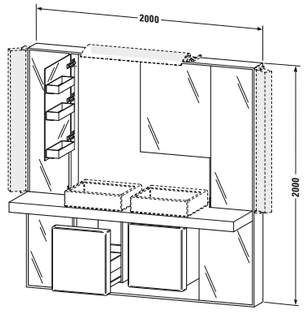

 # MW 9834 ⚲, → Vero # 045250 (2x)
2 x 28 W (a) 1
1 x 39 W (a) 2
3 x 14 W (i)
↗ 632 mm

 # MW 9998
↗ 90 mm

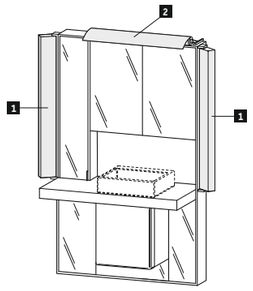

(a) Exterior lighting optional
1 2 lamps on the side
2 1 top light from above
(i) Interior lighting: 3 fluorescent tubes

(l) Basin left (r) Right (m) Basin centred

Design by Matteo Thun

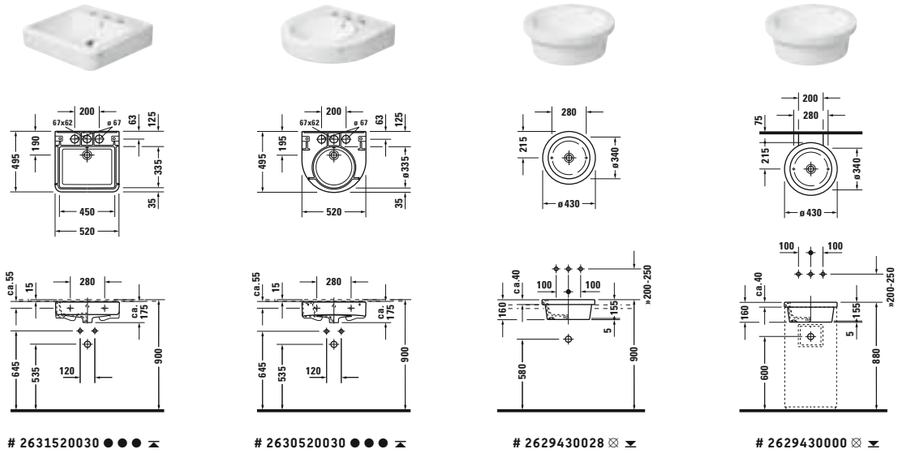

 # 2631520030 ● ● ● ⏥
 # 2630520030 ● ● ● ⏥
 # 2629430028 ⊠ ⏬
 # 2629430000 ⊠ ⏬

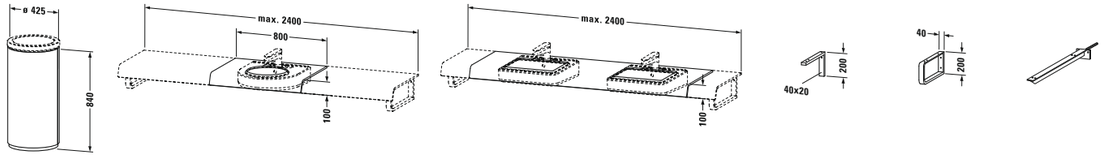

 # OT 6672
↗ 506 mm

 # OT 828C
↗ 550 mm

 # OT 829C
↗ 550 mm

 # OT 9902
↗ 425 mm
Console support - bracket

 # OT 9933
↗ 480 mm
Console support-towel rail

 # OT 9926
↗ 420 mm
Console support hidden

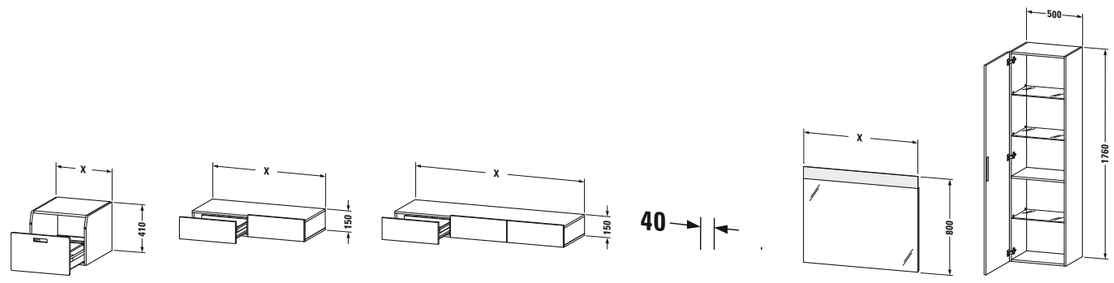

 # OT 2540, ↔ 400 mm
 # OT 2541, ↔ 500 mm
 # OT 2542, ↔ 600 mm
↗ 550 mm

 # OT 8270, ↔ 1000 mm
 # OT 8271, ↔ 1200 mm
↗ 440 mm

 # OT 8272, ↔ 1500 mm
 # OT 8273, ↔ 1800 mm
↗ 440 mm

 # OT 9938, ↔ 400 mm
↗ 400 mm

 # OT 7279, ↔ 440 mm
⚲ 1 x 8 W
 # OT 7280, ↔ 1000 mm
⚲ 1 x 21 W
 # OT 7282, ↔ 1400 mm
⚲ 1 x 28 W
↗ 40 mm
IP 44

 # OT 1280 L/R
↗ 360 mm

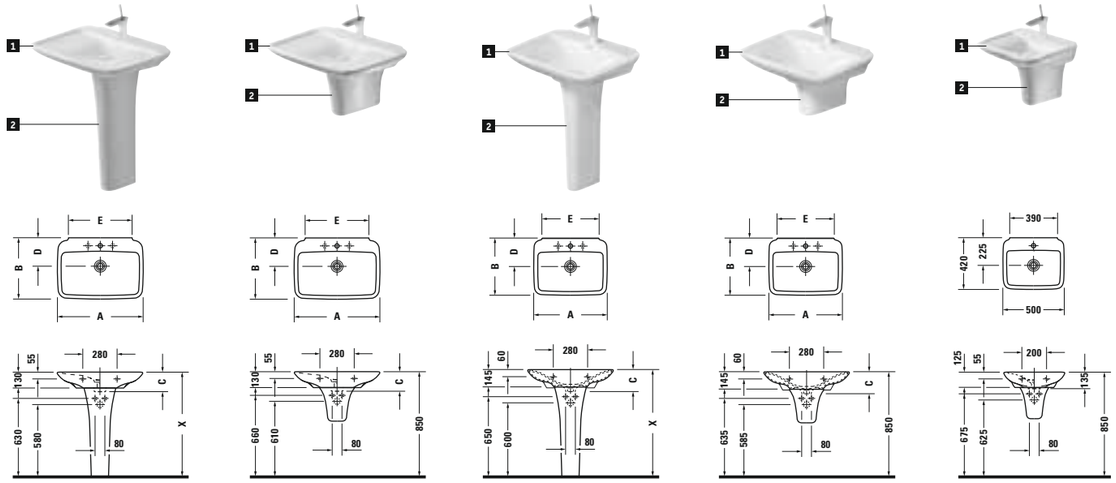

	A	B	C	D	E
700	700	500	160	230	520
600	600	465	160	225	470

	A	B	C	D	E
700	700	500	180	230	520
600	600	465	180	230	470

1 # 2700700000 ●
2700700030 ● ● ●
2700600000 ●
2700600030 ● ● ●
2 # 0858100000

1 # 2700700000 ●
2700700030 ● ● ●
2700600000 ●
2700600030 ● ● ●
2 # 0858120000

1 # 2701700000 ●
2701700030 ● ● ●
2701600000 ●
2701600030 ● ● ●
2 # 0858100000

1 # 2701700000 ●
2701700030 ● ● ●
2701600000 ●
2701600030 ● ● ●
2 # 0858120000

1 # 0720500000 ●
2 # 0858130000

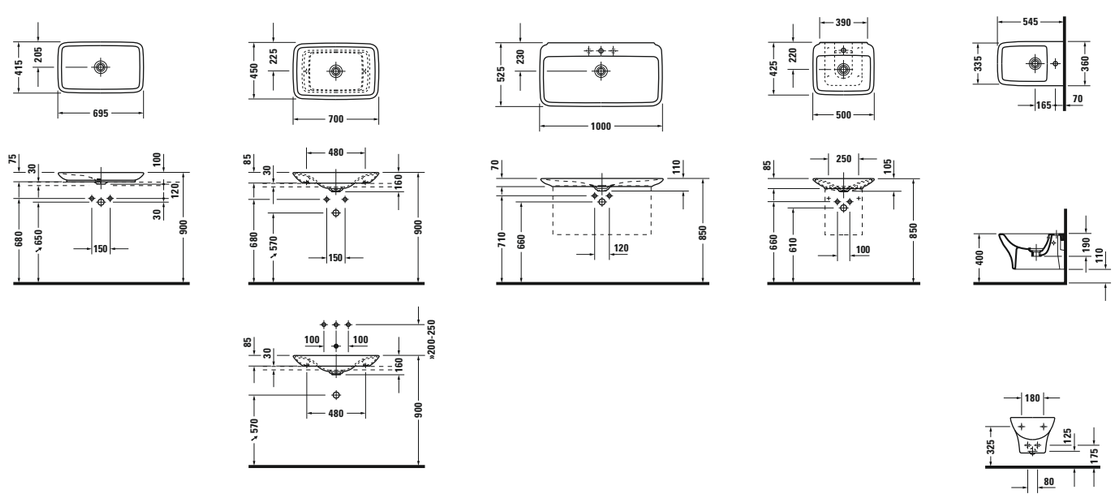

0370700000 ⊠

0369700000 ⊠

0371100000 ●
0371100030 ● ● ●

0721500000 ●

2247150000 ●

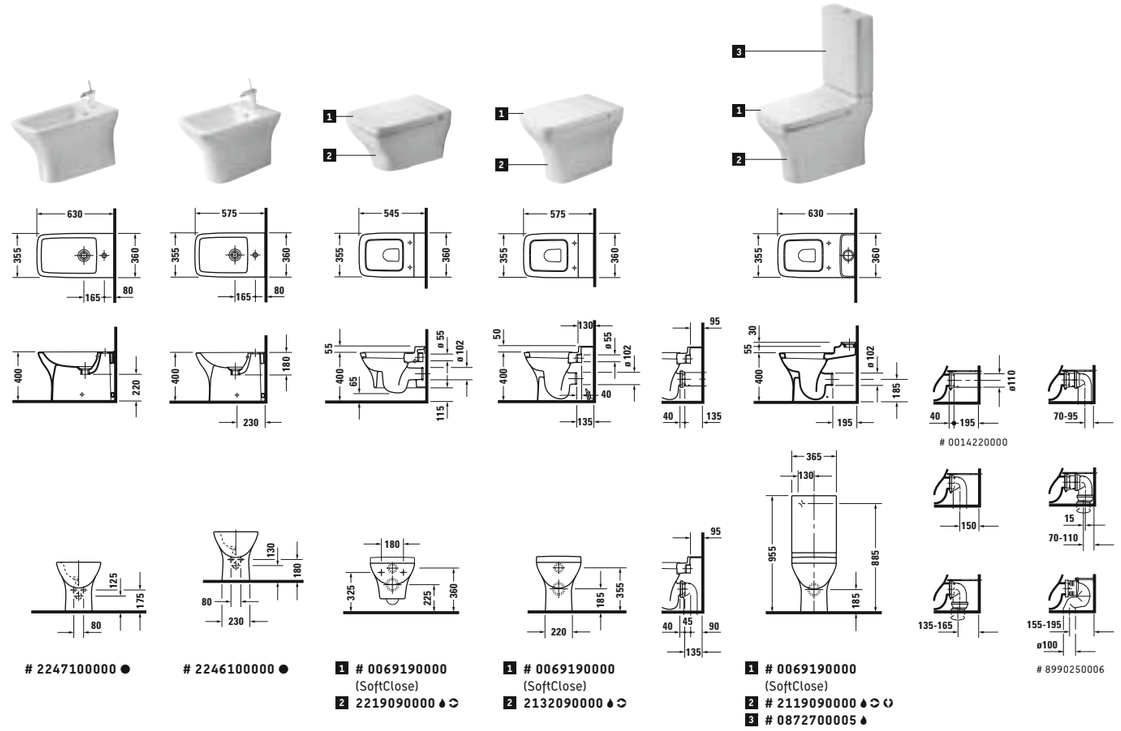

2247100000 ●

2246100000 ●

1 # 0069190000
(SoftClose)
2 # 2219090000 ♦ ↻

1 # 0069190000
(SoftClose)
2 # 2132090000 ♦ ↻

1 # 0069190000
(SoftClose)
2 # 2119090000 ♦ ↻ ↺
3 # 0872700005 ♦

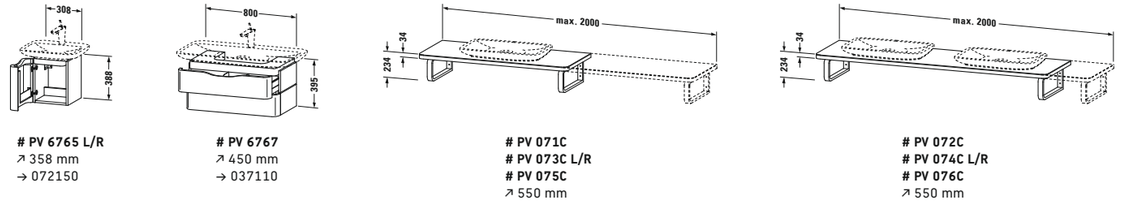

 # PV 6765 L/R
↗ 358 mm
→ 072150

 # PV 6767
↗ 450 mm
→ 037110

 # PV 071C
 # PV 073C L/R
 # PV 075C
↗ 550 mm

 # PV 072C
 # PV 074C L/R
 # PV 076C
↗ 550 mm

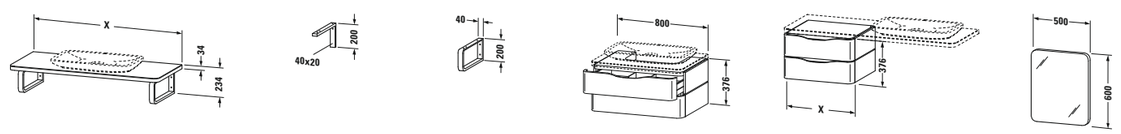

 # PV 070C
X = 1300, 1500, 1700, 1800 mm
↗ 550 mm
→ # 037070

 # PV 9902
↗ 425 mm
Console support - bracket

 # PV 9933
↗ 480 mm
Console support-towel rail

 # PV 6769
↗ 550 mm

 # PV 9200, ↔ 460 mm
 # PV 9201, ↔ 600 mm
 # PV 9202, ↔ 800 mm
↗ 550 mm

 # PV 9420
↗ 41 mm

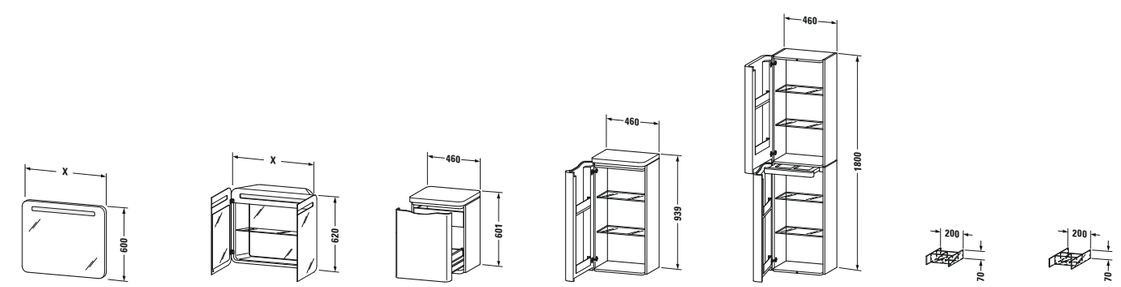

 # PV 9421, ↔ 720 mm
⍜ 1 x 14 W
 # PV 9422, ↔ 1000 mm
⍜ 1 x 21 W
↗ 41 mm
IP 44

 # PV 9424, ↔ 720 mm
⍜ 1 x 14 W
 # PV 9425, ↔ 1000 mm
⍜ 1 x 21 W
↗ 188 mm
IP 44

 # PV 9203
↗ 450 mm

 # PV 9205 L/R
↗ 360 mm

 # PV 9206 L/R
↗ 360 mm

 # PV 9920
↗ 320 mm

 # PV 9921
↗ 420 mm

Design by Duravit

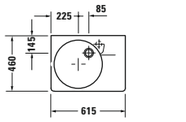

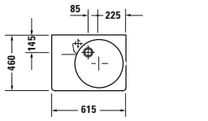

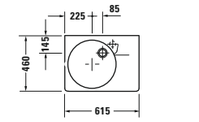

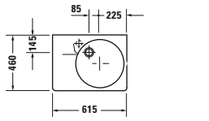

 # 0684600000
 # 0684600011 ●

 # 0685600000
 # 0685600011 ●

1 # 0684600000
 # 0684600011 ●
2 # 0030591000

1 # 0685600000
 # 0685600011 ●
2 # 0030591000

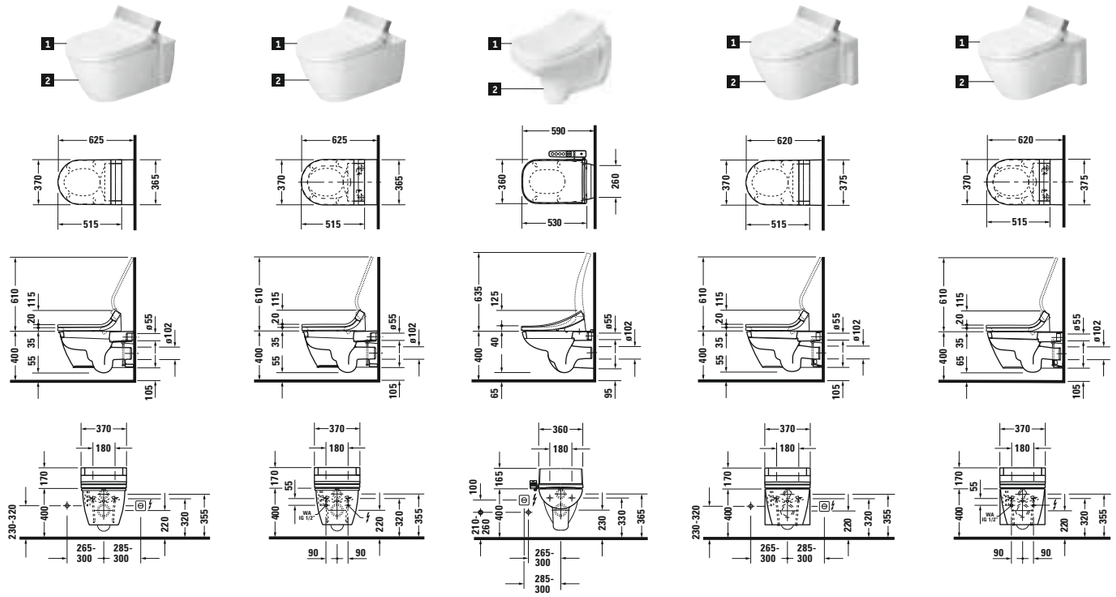

Darling New
1 # 610000 00 . . . . . 00*
2 # 2544090000

Darling New
1 # 610001 00 . . . . . 00*
2 # 2544590000

D-Code
1 # 610100 00 . . . . . 00*
2 # 2223090000

Starck 2
1 # 610000 00 . . . . . 00*
2 # 2533090000

Starck 2
1 # 610001 00 . . . . . 00*
2 # 2533590000

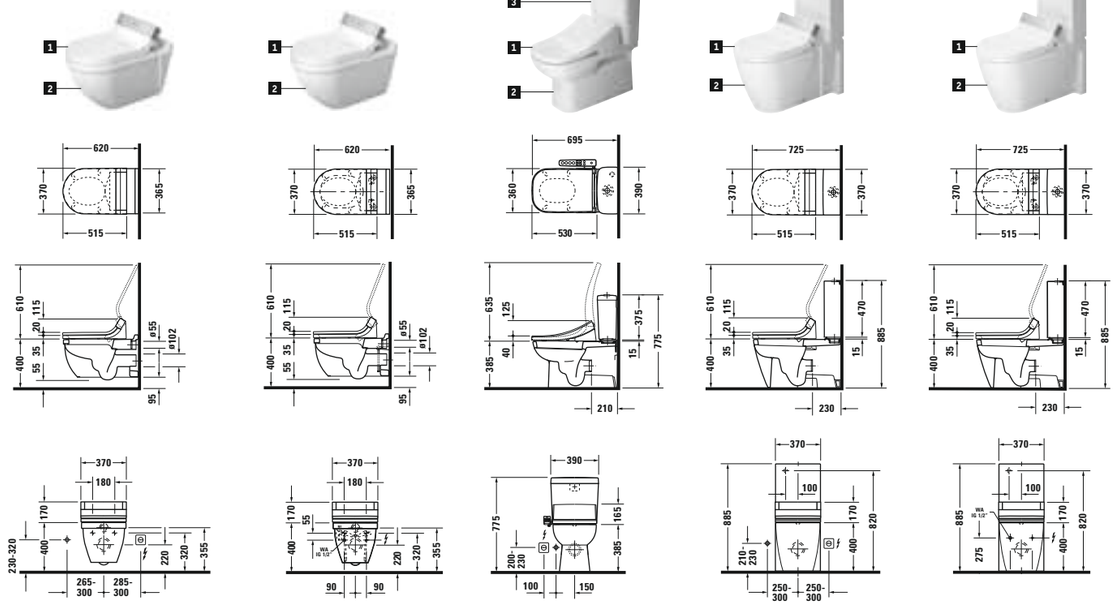

Starck 3
1 # 610000 00 . . . . . 00*
2 # 2226090000

Starck 3
1 # 610001 00 . . . . . 00*
2 # 2226590000

D-Code
1 # 610100 00 . . . . . 00*
2 # 2142090000
3 # 0927000004
 # 0927100004

Starck 2
1 # 610000 00 . . . . . 00*
2 # 2129090000
3 # 0933000005
 # 0933000085

Starck 2
1 # 610001 00 . . . . . 00*
2 # 2129590000
3 # 0933000005
 # 0933000085

* For further information see current pricelist.

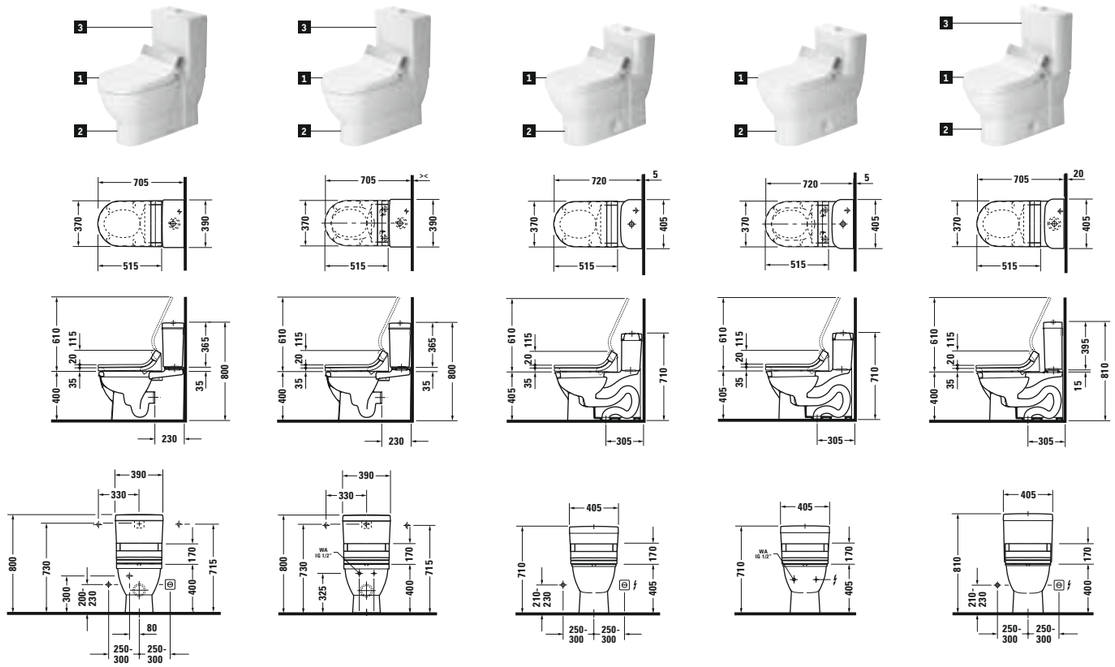

Starck 3
1 # 610000 00 . . . . . 00*
2 # 2141090000
3 # 0920000005
0920100005
0920100085

Starck 3
1 # 610001 00 . . . . . 00*
2 # 2141590000
3 # 0920000005
0921000005
0920100085

Darling New / One-piece
1 # 610000 00 . . . . . 00*
2 # 2123010000

Darling New / One-piece
1 # 610001 00 . . . . . 00*
2 # 2123510000

Darling New / Two-piece
1 # 610000 00 . . . . . 00*
2 # 2126010000
3 # 0931200005

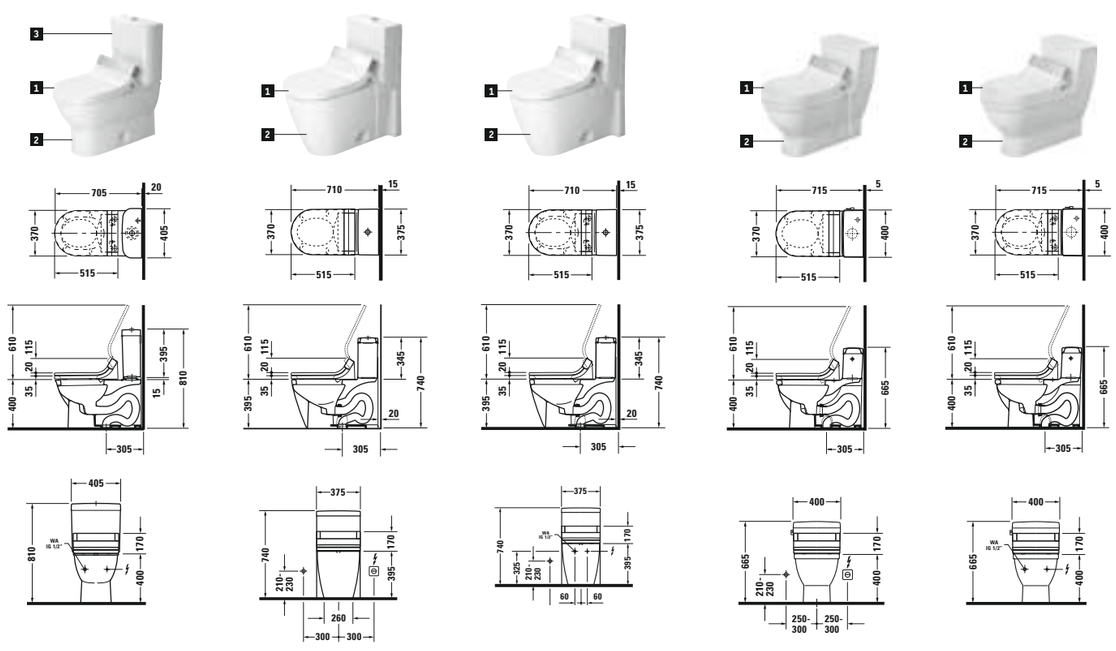

Darling New / Two-piece
1 # 610001 00 . . . . . 00*
2 # 2126510000
3 # 0931200005

Starck 2 / One-piece
1 # 610000 00 . . . . . 00*
2 # 2133010005

Starck 2 / One-piece
1 # 610001 00 . . . . . 00*
2 # 2133510005

Starck 3 / One-piece
1 # 610000 00 . . . . . 00*
2 # 2120010000

Starck 3 / One-piece
1 # 610001 00 . . . . . 00*
2 # 2120510000

* For further information see current pricelist.

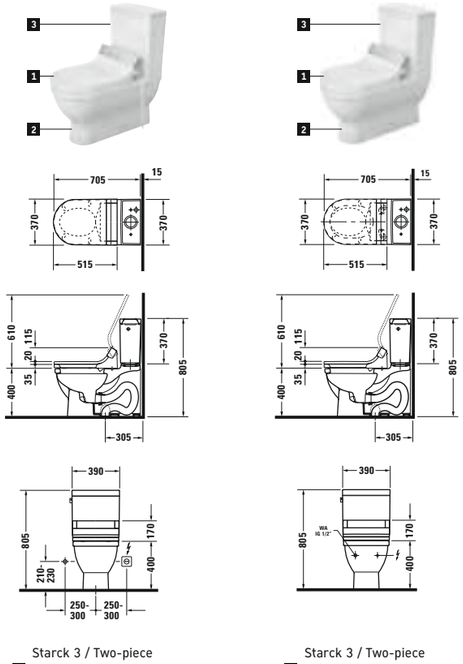

Starck 3 / Two-piece
1 # 610000 00 . . . . . 00*
2 # 2125010000
3 # 0920400004

Starck 3 / Two-piece
1 # 610001 00 . . . . . 00*
2 # 2125510000
3 # 0920400004

* For further information see current pricelist.

Design by Philippe Starck

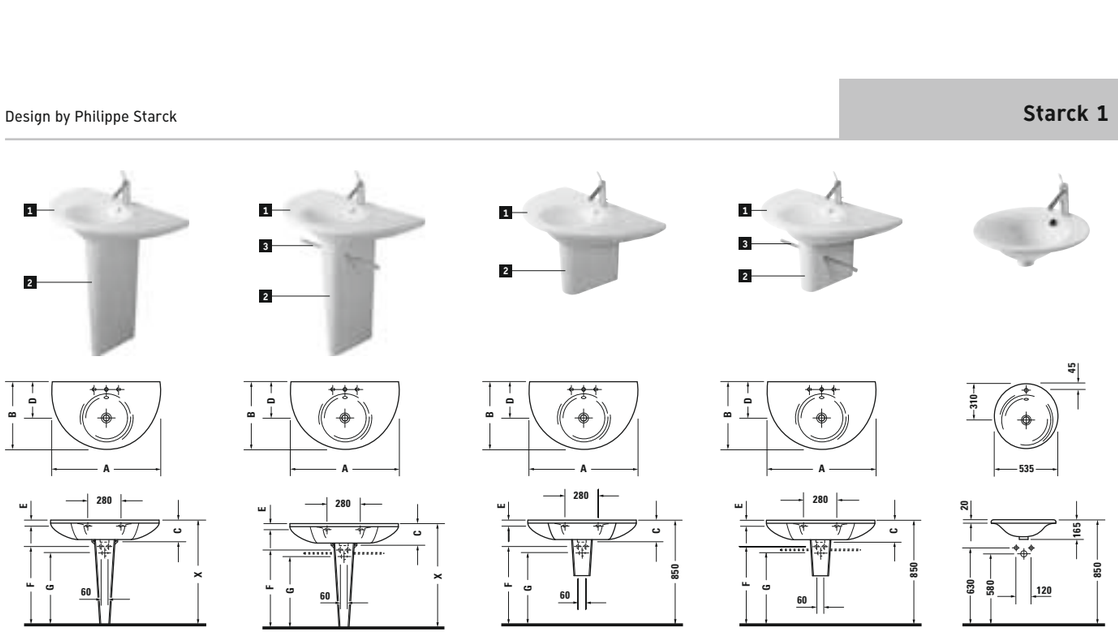

	A	B	C	D	E	F	G
900	900	550	170	300	50	630	580
750	750	545	170	300	50	630	580

1 # 0405900000
0405900030
0405750000
0405750030
2 # 0863500000

1 # 0405900000
0405900030
0405750000
0405750030
2 # 0863510000
3 # 0030501000

1 # 0405900000
0405900030
0405750000
0405750030
2 # 0863550000

1 # 0405900000
0405900030
0405750000
0405750030
2 # 0863560000
3 # 0030501000

0407530000

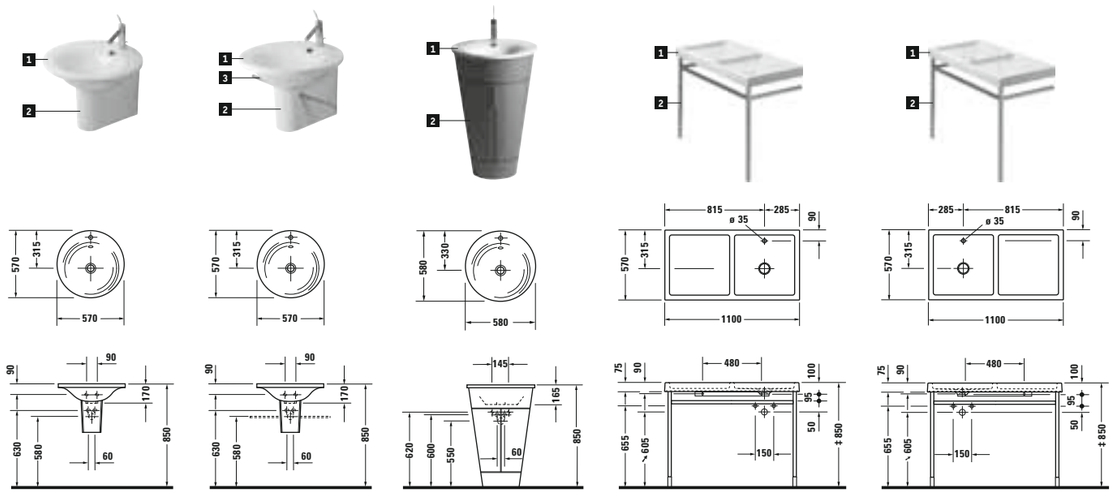

1 # 0405570000 ●
2 # 0863520000

1 # 0405570000 ●
2 # 0863530000
3 # 0030501000

1 # 0406580000 ●
2 # S1 9520

1 # 2309100000 ●
2309100070 ⊠
2 # 0030481000

1 # 2307100000 ●
2307100070 ⊠
2 # 0030481000

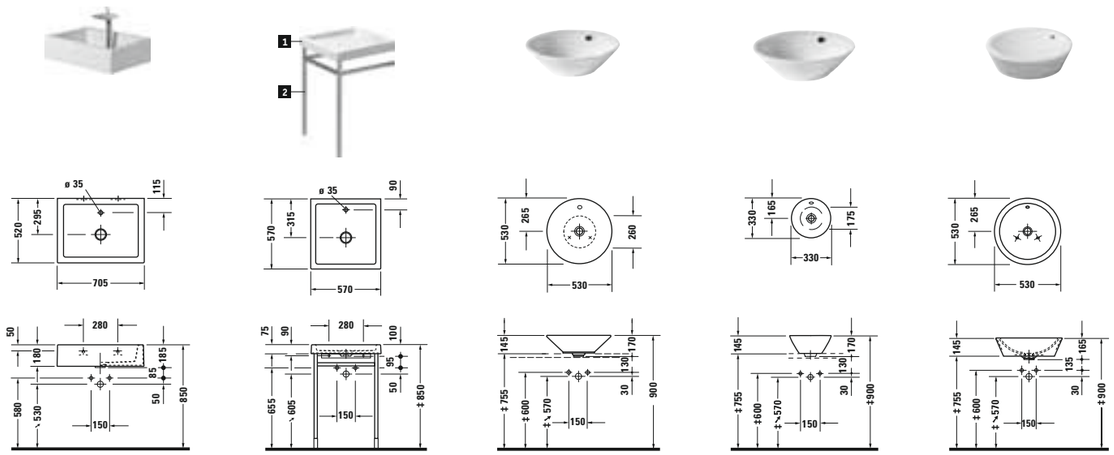

2303700000 ●
2303700070 ⊠

1 # 2305570000 ●
2305570070 ⊠
2 # 0030491000

0408530000 ⊠

0408330000 ⊠

0447530000 ⊠

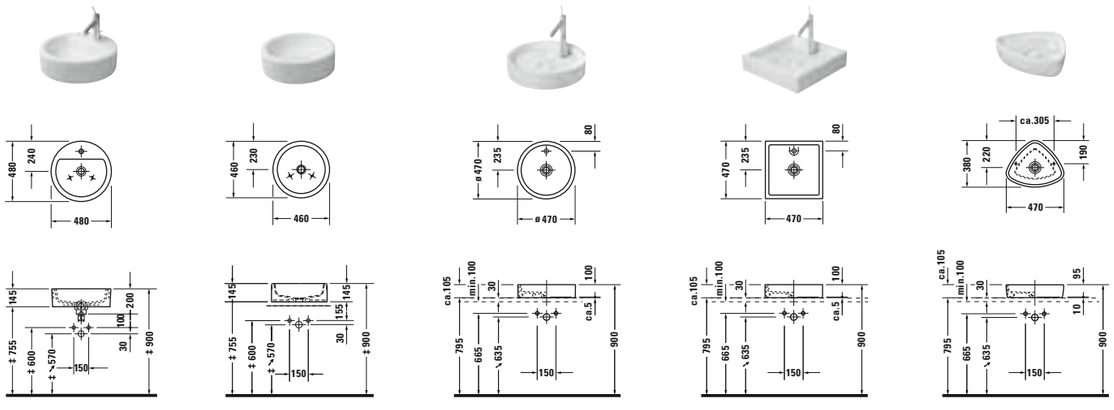

0446480000 ●

0445460000 ⊠

0386470027* ●
0386470028* ⊠

0387470027* ●
0387470028* ⊠

0388470000* ⊠

* Washbasin grinded in combination with consoles.

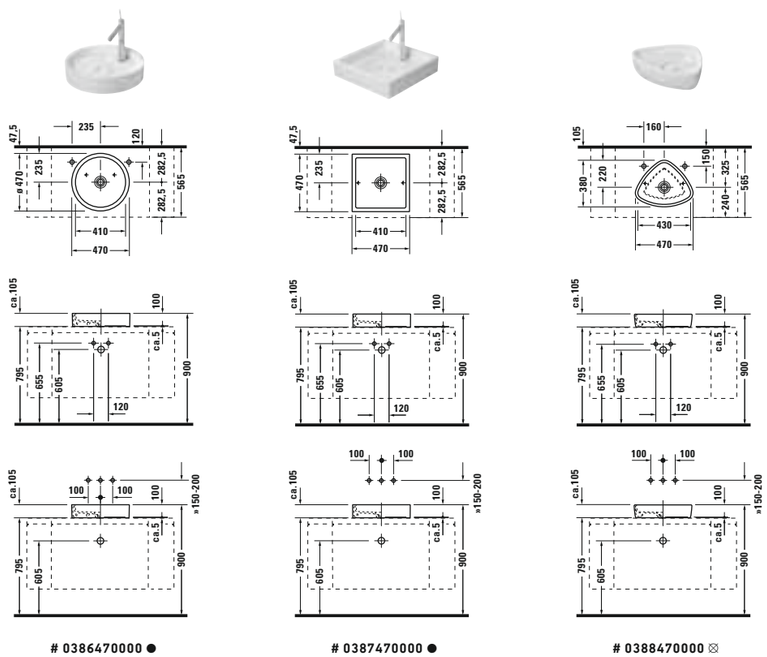

0386470000 ●
0386470070 ⊠

0387470000 ●
0387470070 ⊠

0388470000 ⊠

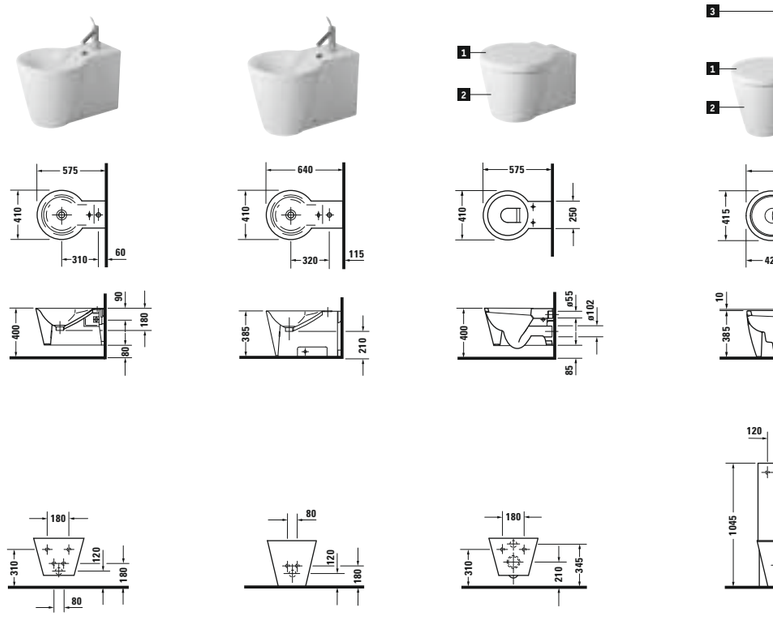

0274150000 ●

0274100000 ●

1 # 0065880000
(SoftClose)
2 # 0210090000 ♠ ⟲

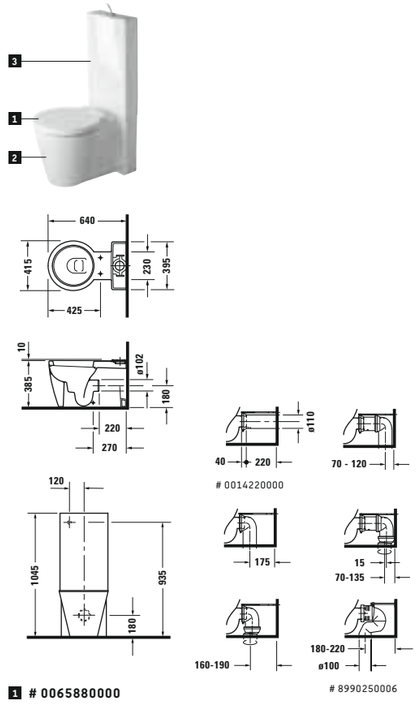

0014220000

8990250006

1 # 0065880000
(SoftClose)
2 # 0233090064 ♢ ⟲ ⟲
3 # 8727000005 ♠ CLASSIC
8727000085 ♢ CLASSIC
8727100005 ♠ PURO
8727100085 ♢ PURO

Suitable vanity units see current pricelist.

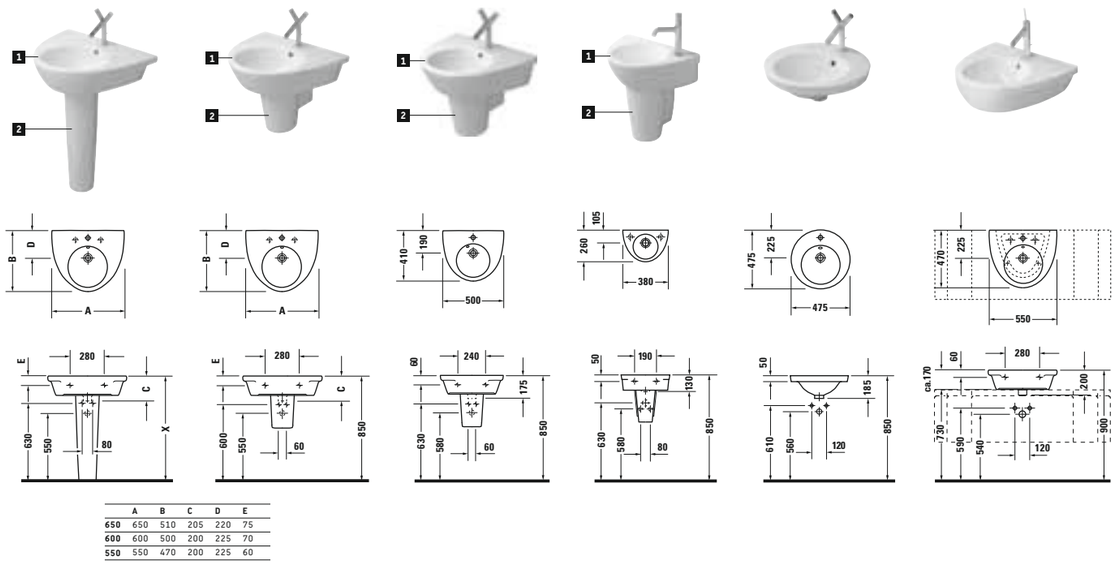

	A	B	C	D	E
650	650	510	205	220	75
600	600	500	200	225	70
550	550	470	200	225	60

1 # 0411650000 ●
0411650030 ● ● ●
0411600000 ●
0411600030 ● ● ●
0411550000 ●
0411550030 ● ● ●
2 # 0863800000

1 # 0411650000 ●
0411650030 ● ● ●
0411600000 ●
0411600030 ● ● ●
0411550000 ●
0411550030 ● ● ●
2 # 0863810000

1 # 0761500000 ●
2 # 0863820000

1 # 0761380000 ● ●
2 # 0863830000

0478470000 ● ⏷

0411550027 ●
0411550025 ● ● ●

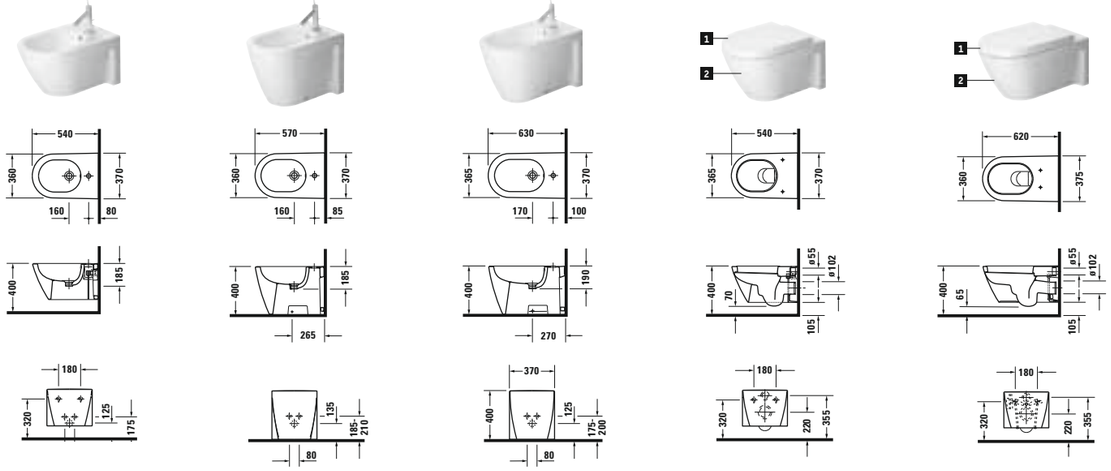

2271150000 ●

2255100000 ●

2272100000 ●

1 # 0069810000
0069890000
(SoftClose)
2 # 2534090000 ◊ ↻

1 # 0063320000
0063390000
(Automatic closure)
2 # 2533090000 ◊ ↻

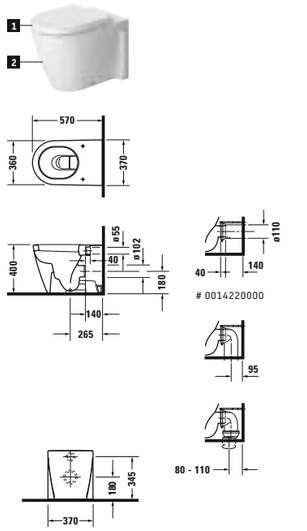

1 # 0069810000
0069890000
(SoftClose)
2 # 2128090000 ◊ ↻

0014220000

1 # 0063320000
0063390000
(Automatic closure)
2 # 2129090000 ◊ ↻ ↺
3 # 0933000005 ♦
0933000085 ◊

8990250006

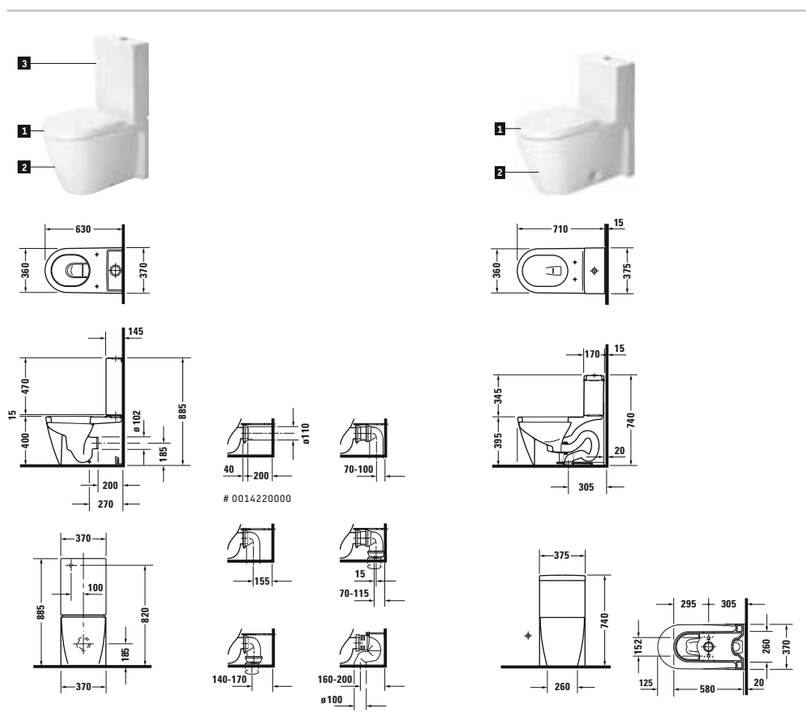

8990250006

US-toilet / One-piece
1 # 0063320000
0063390000
(Automatic closure)
2 # 2133010005 ◊ ↺

Design by Philippe Starck

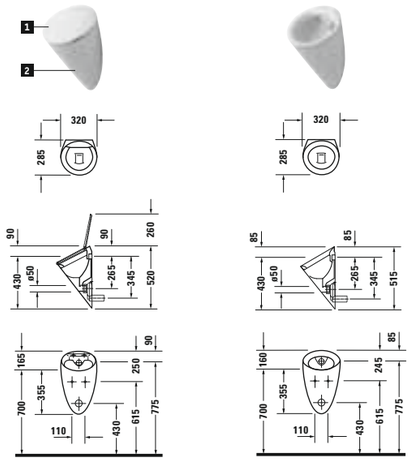

1 # 0065910000
2 # 0835320000
 # 0835320007
 # 0050411000
Urinal screen

 # 0834320000
 # 0834320007
 # 0050411000
Urinal screen

Starck

Design by Philippe Starck

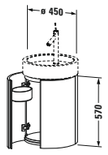

 # S1 9523
→ 038647
↗ 500 mm

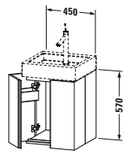

 # S1 9524
→ 038747
↗ 500 mm

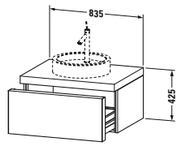

 # S1 9526
↗ 565 mm

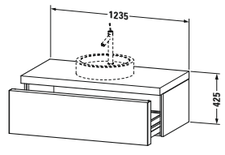

 # S1 9528 L/R/M
↗ 565 mm

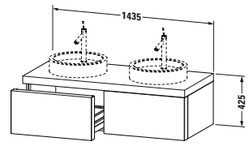

 # S1 9529 L/R/B
↗ 565 mm

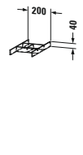

 # S1 9915
↗ 375 mm

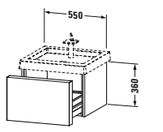

 # S1 9516
→ 230557
↗ 560 mm

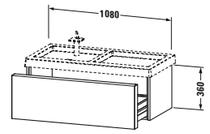

 # S1 9518
→ 230710
↗ 560 mm

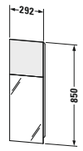

 # S1 9716
⌾ 1 x 24 W
↗ 100 mm
IP 44

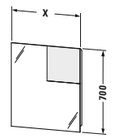

 # S1 9717, ↔ 600 mm
 # S1 9718, ↔ 750 mm
⌾ 1 x 24 W
↗ 100 mm
IP 44

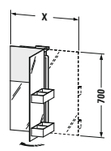

 # S1 9720 L/R, ↔ 600 mm
 # S1 9721 L/R, ↔ 750 mm
⌾ 1 x 24 W
↗ 135 mm
IP 44

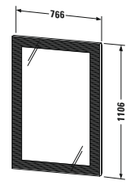

 # S1 9640
⌾ 2 x 24 W / 2 x 39 W
↗ 60 mm

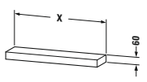

 # S1 9427, ↔ 600 mm
 # S1 9428, ↔ 800 mm
 # S1 9429, ↔ 1200 mm
↗ 200 mm

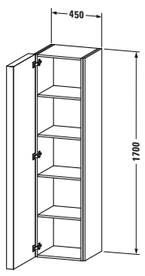

 # S1 9108 L/R
↗ 420 mm

Design by Philippe Starck

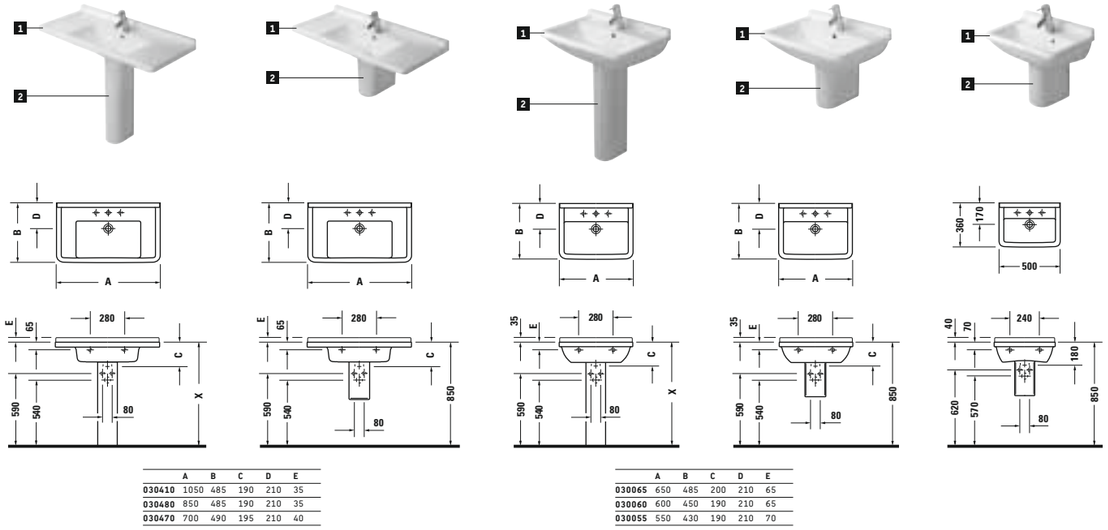

	A	B	C	D	E
030410	1050	485	190	210	35
030480	850	485	190	210	35
030470	700	490	195	210	40

	A	B	C	D	E
030065	650	485	200	210	65
030060	600	450	190	210	65
030055	550	430	190	210	70

1 # 0304100000 ○ ● ○
 # 0304800000 ○ ● ○
 # 0304700000 ○ ● ○
2 # 0865160000

1 # 0304100000 ○ ● ○
 # 0304800000 ○ ● ○
 # 0304700000 ○ ● ○
2 # 0865150000

1 # 0300650000 ○ ● ○
 # 0300600000 ○ ● ○
 # 0300550000 ○ ● ○
2 # 0865160000

1 # 0300650000 ○ ● ○
 # 0300600000 ○ ● ○
 # 0300550000 ○ ● ○
2 # 0865150000

1 # 0300500000 ○ ● ○
2 # 0865170000

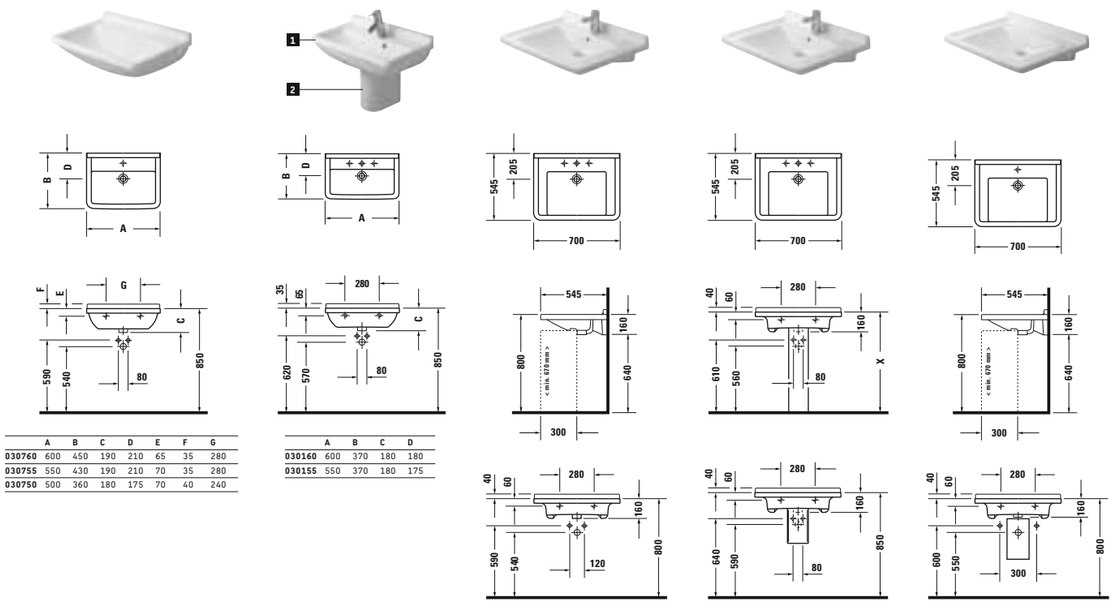

	A	B	C	D	E	F	G
030760	600	450	190	210	65	35	280
030755	550	430	190	210	70	35	280
030750	500	360	180	175	70	40	240

	A	B	C	D
030160	600	370	180	180
030155	550	370	180	175

 # 0307600000
 # 0307550000
 # 0307500000

1 # 0301600000 ○ ● ○
 # 0301550000 ○ ● ○
2 # 0865170000

 # 0309700000 ○ ● ○

 # 0309700000 ○ ● ○
 # 0865160000
 # 0865150000

 # 0312700000

Design by Philippe Starck

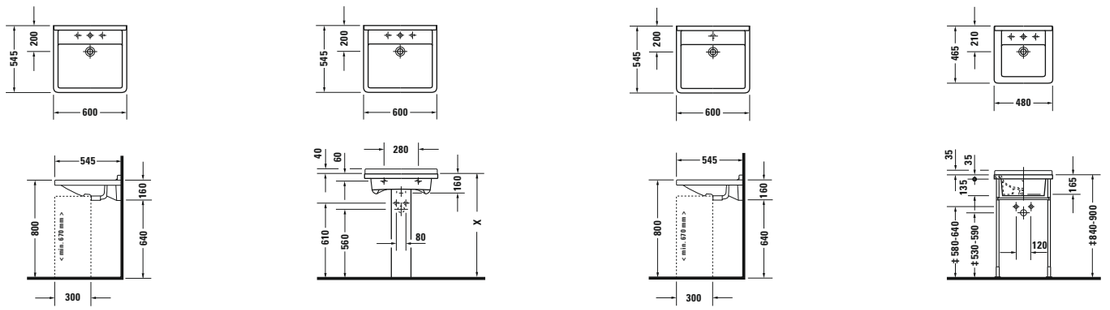

0309600000 ○ ● ○

0309600000 ○ ● ○
0865160000
0865150000

0312600000 ●

1 # 0303480000 ○ ● ○
0303480030 ● ● ●
3 # 0030641000

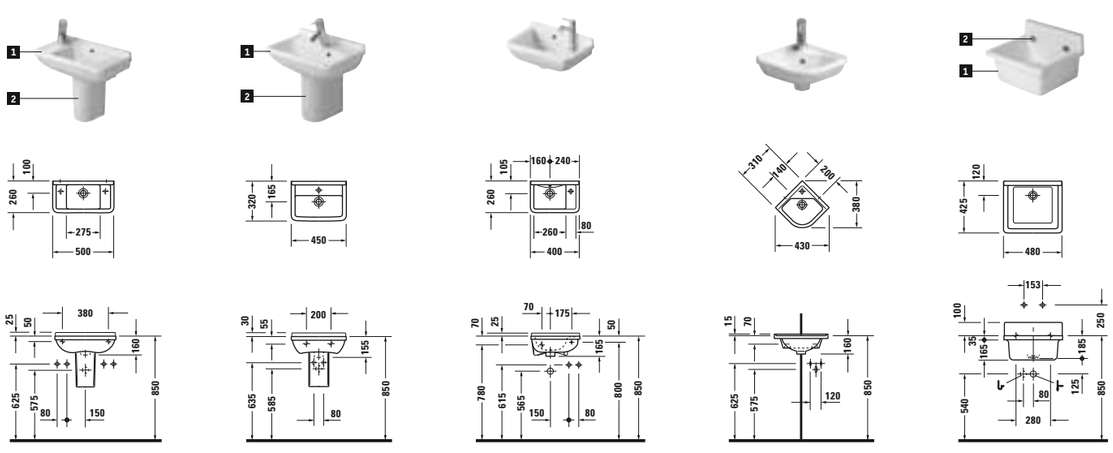

1 # 0751500000 ● ●
2 # 0865180000

1 # 0750450000 ●
0750450010 ●
2 # 0865170000

0751400000 ●

0752440000 ●

1 # 0313480000 ⊠
2 # 0067121000

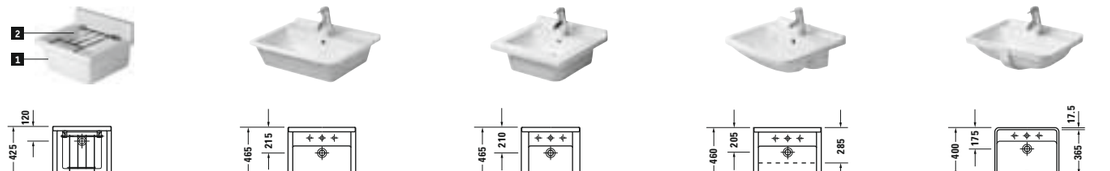
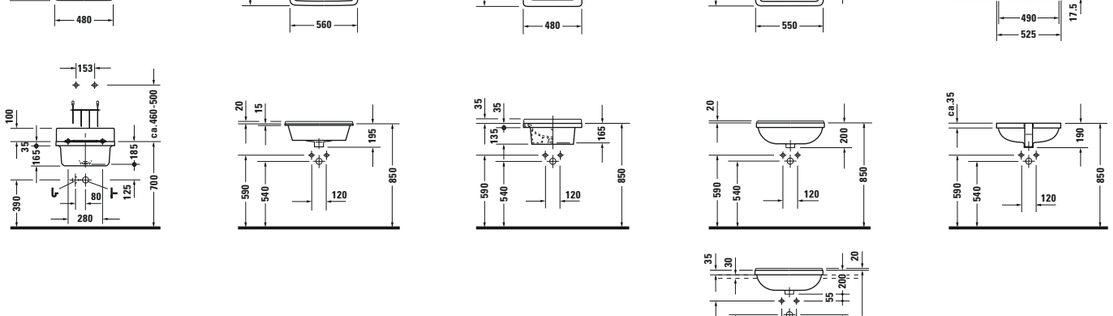

1 # 0313480000 ⊠
2 # 0050011000

0302560000 ○ ● ○

0303480022 ○ ● ○

0310550000 ○ ● ○

0302490000 ○ ● ○

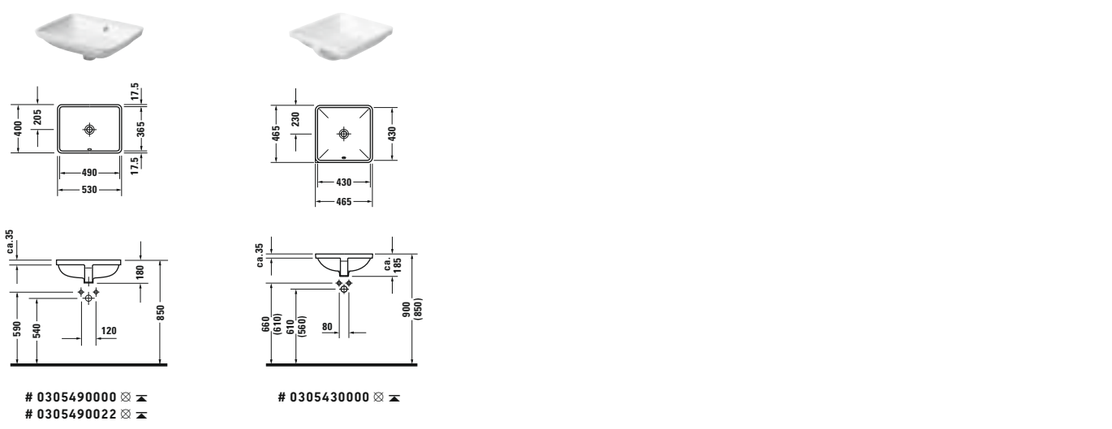

0305490000 ⊠
0305490022 ⊠

0305430000 ⊠

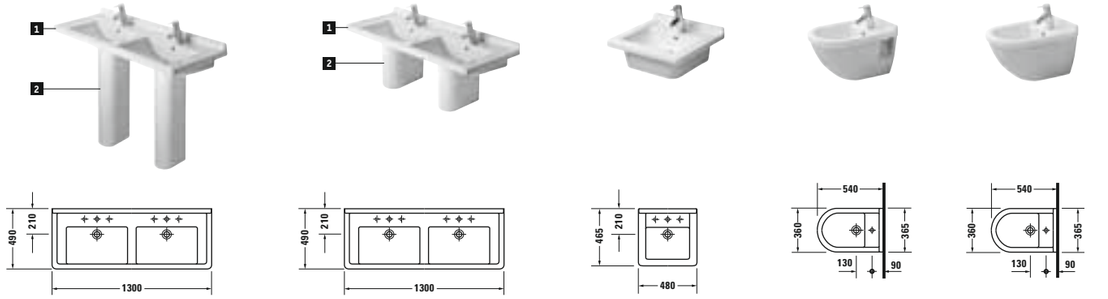

→ KT 6662 L/R

→ XL 6525 L/R

1 # 0332130000 ●
0332130030 ● ● ●
2 # 0865160000

1 # 0332130000 ●
0332130030 ● ● ●
2 # 0865150000

0303480000 ○ ● ○
0303480030 ● ● ●

2230150000 ●

2280150000 ●

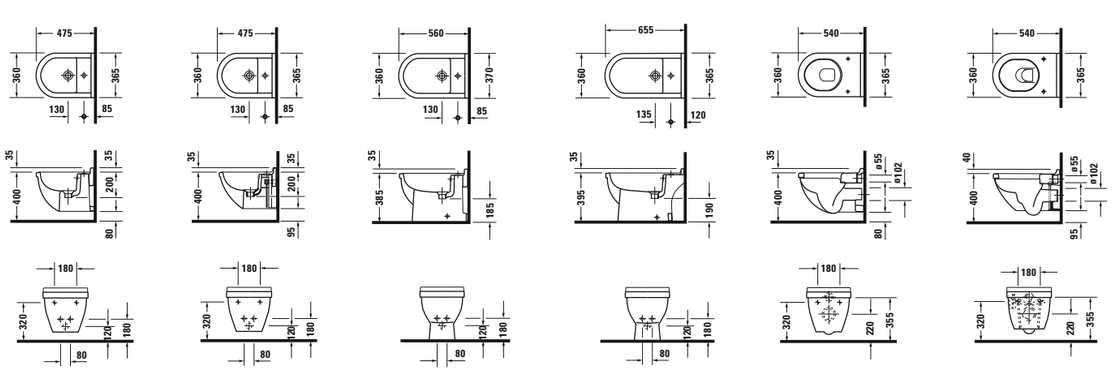

2231150000 ●

2281150000 ●

2230100000 ●

2234100000 ●

1 # 0063810000
0063890000
(SoftClose)
2 # 2200090000 ♦ ↻

1 # 0063810000
0063890000
(SoftClose)
2 # 2225090000 ♢ ↻

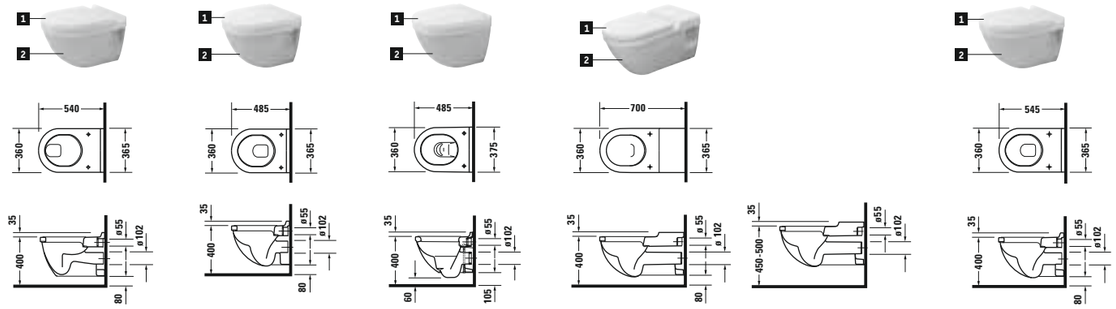

1 # 0063810000
0063890000
(SoftClose)
2 # 2201090000 ♦ ↻

1 # 0063810000
0063890000
(SoftClose)
2 # 2202090000 ♦ ↻

1 # 0063810000
0063890000
(SoftClose)
2 # 2227090000 ♢ ↻

1 # 0062410000
0062610000
2 # 2203090000 ♦ ↻

1 # 0063810000
0063890000
(SoftClose)
2 # 2206090000 ♦ ↻

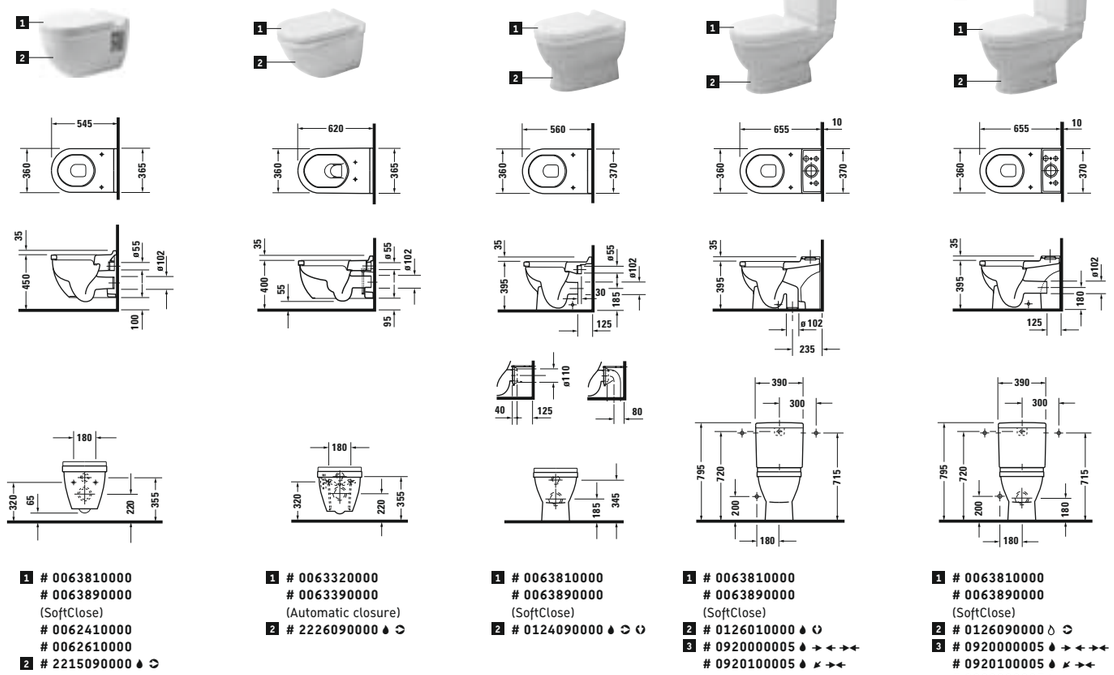

1 # 0063810000
0063890000
(SoftClose)
2 # 2215090000 ♦ ↻

1 # 0063320000
0063390000
(Automatic closure)
2 # 2226090000 ♦ ↻

1 # 0063810000
0063890000
(SoftClose)
2 # 0124090000 ♦ ↻ ↻

1 # 0063810000
0063890000
(SoftClose)
2 # 0126010000 ♦ ↻
3 # 0920000005 ♦ → ← →←
0920100005 ♦ ↙ →←

1 # 0063810000
0063890000
(SoftClose)
2 # 0126090000 ♢ ↻
3 # 0920000005 ♦ → ← →←
0920100005 ♦ ↙ →←
0920000085 ♢ ↙ →←
0920100085 ♢ ↙ →←

Design by Philippe Starck

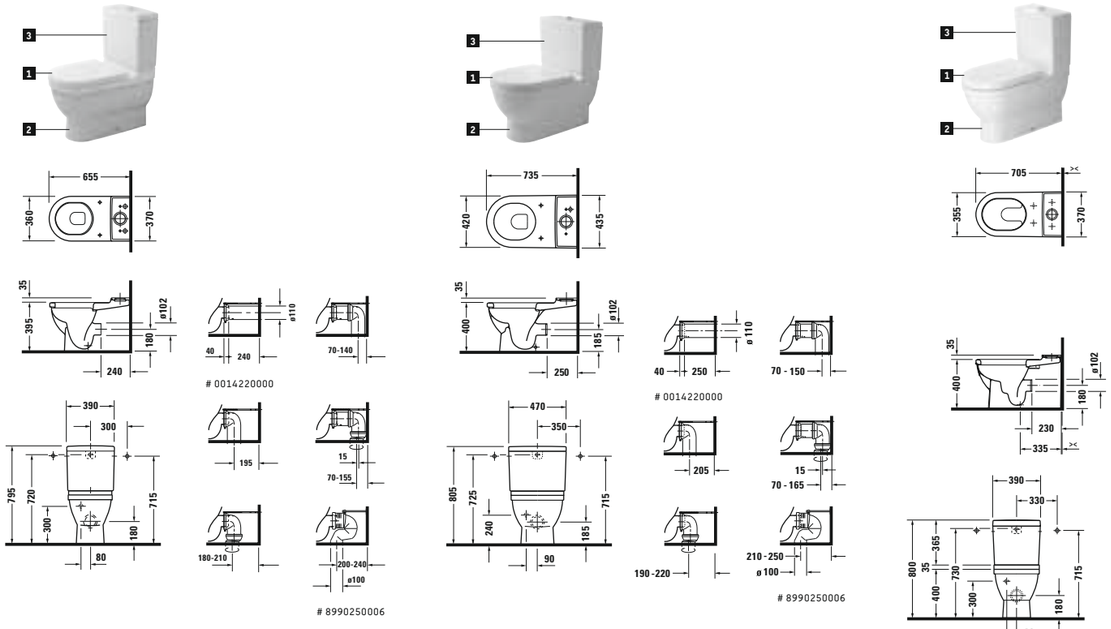

Design by Philippe Starck

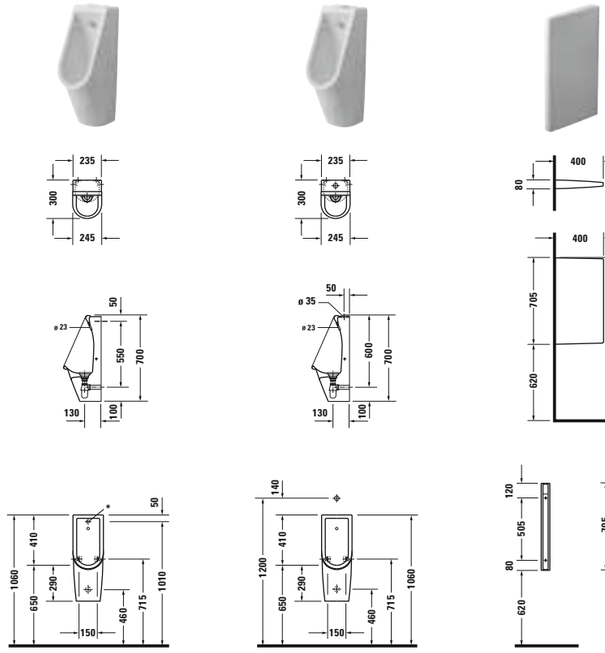

Design by Duravit

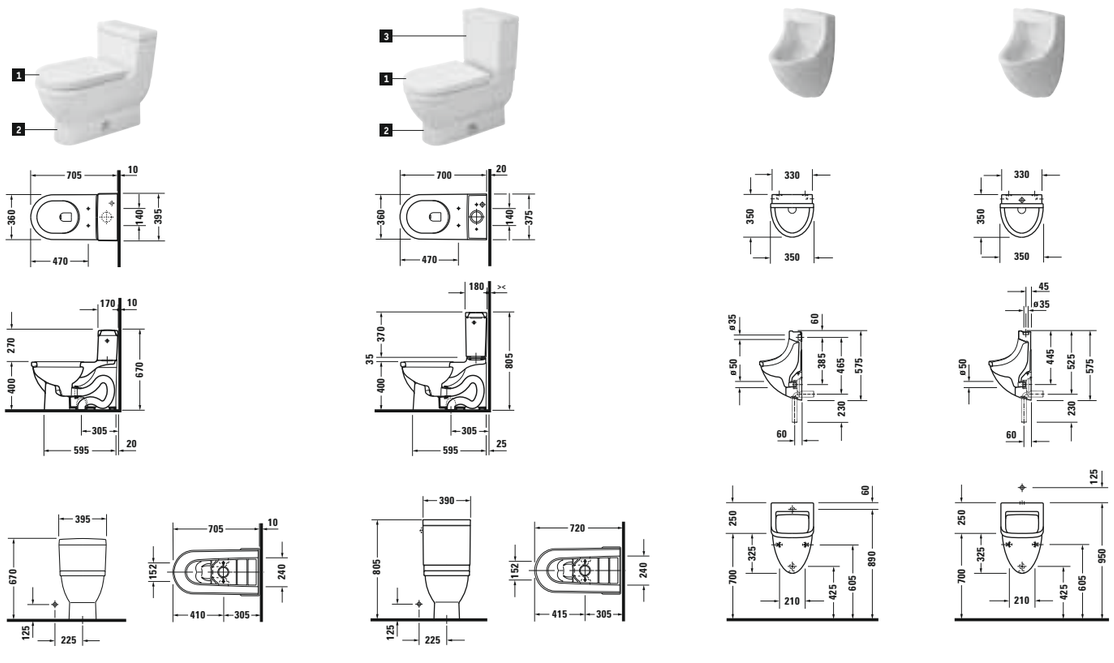

* For further US-toilets please see the series overview.

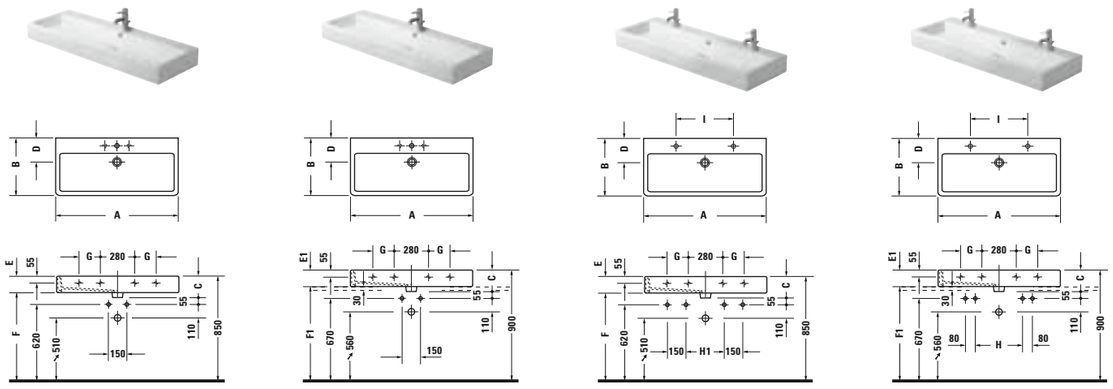

	A	B	C	D	E	E1	F	F1	G	H	H1	I
1200	1200	470	175	190	130	ca. 125	720	775	225	485	415	565
1000	1000	470	175	195	135	ca. 130	715	770	175	385	315	465

 # 045412..00 ●
 # 045412..30 ● ● ●
 # 045412..60 ⊠
 # 045410..00 ●
 # 045410..30 ● ● ●
 # 045410..60 ⊠

 # 045412..27* ●
 # 045412..25* ● ● ●
 # 045412..28* ⊠
 # 045410..27* ●
 # 045410..25* ● ● ●
 # 045410..28* ⊠

 # 045412..24 ● ●
 # 045410..24 ● ●

 # 045412..26* ● ●
 # 045410..26* ● ●

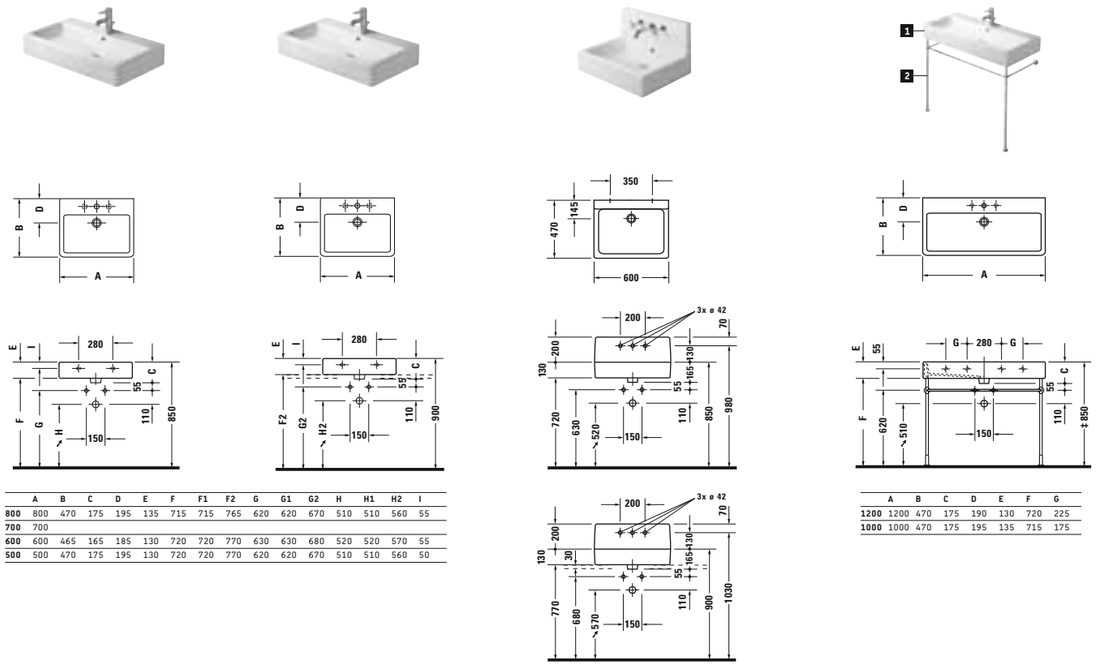

	A	B	C	D	E	F	F1	F2	G	G1	G2	H	H1	H2	I
800	800	470	175	195	135	715	715	765	620	620	670	510	510	560	55
700	700														
600	600	465	165	185	130	720	720	770	630	630	680	520	520	570	55
500	500	470	175	195	130	720	720	770	620	620	670	510	510	560	50

 # 045480..00 ●
 # 045480..30 ● ● ●
 # 045480..60 ⊠
 # 045470..00 ●
 # 045470..30 ● ● ●
 # 045470..60 ⊠
 # 045460..00 ●
 # 045460..30 ● ● ●
 # 045460..60 ⊠
 # 045450..00 ●
 # 045450..30 ● ● ●
 # 045450..60 ⊠

 # 045480..25* ● ● ●
 # 045480..27* ●
 # 045480..28* ⊠
 # 045470..25* ● ● ●
 # 045470..27* ●
 # 045470..28* ⊠
 # 045460..25* ● ● ●
 # 045460..27* ●
 # 045460..28* ⊠
 # 045450..25* ● ● ●
 # 045450..27* ●
 # 045450..28* ⊠

 # 0453600000 ● ● ●
 # 0453600025* ● ● ●

	A	B	C	D	E	F	G
1200	1200	470	175	190	130	720	225
1000	1000	470	175	195	135	715	175

1 # 045412..00 ●
 # 045412..30 ● ● ●
 # 045412..60 ⊠
2 # 0030741000**
1 # 045410..00 ●
 # 045410..30 ● ● ●
 # 045410..60 ⊠
2 # 0030671000**

* Washbasin grinded in combination with consoles. ** Height-adjustable

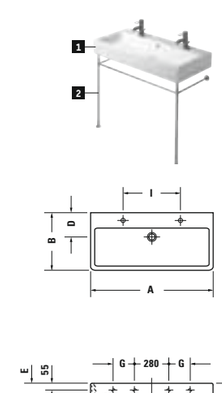

	A	B	C	D	E	F	G	H1	I
1200	1200	470	175	190	130	720	225	415	565
1000	1000	470	175	195	135	715	175	315	465

1 # 045412..24 ● ●
2 # 0030741000**
1 # 045410..24 ● ●
2 # 0030671000**

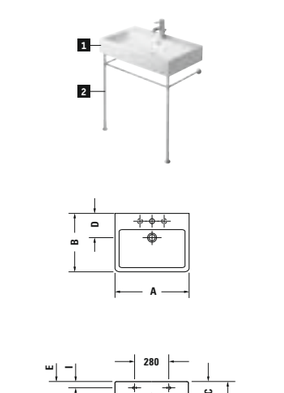

	A	B	C	D	E	F1	G1	H1	I
800	800	470	175	195	135	715	620	510	55
600	600	465	165	185	130	720	630	520	55
500	500	470	175	195	130	720	620	510	50

1 # 045480..00 ●
 # 045480..30 ● ● ●
 # 045480..60 ⊠
2 # 0030661000**
1 # 045460..00 ●
 # 045460..30 ● ● ●
 # 045460..60 ⊠
2 # 0030631000**
1 # 045450..00 ●
 # 045450..30 ● ● ●
 # 045450..60 ⊠
2 # 0030651000**

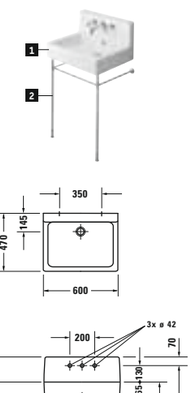

1 # 0453600000 ●
2 # 0030631000**

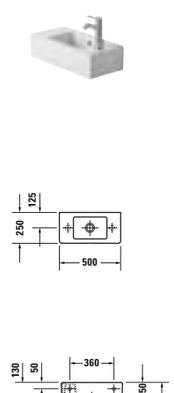

 # 0703500000 ● ●
 # 0703500008 ● (r)
 # 0703500009 ● (l)

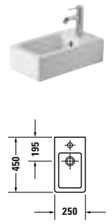

 # 0702250000 ●

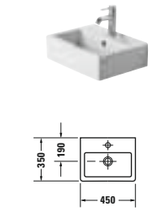

 # 070445..00 ●
 # 070445..60 ⊠

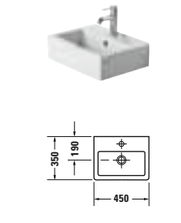

 # 070445..27* ●

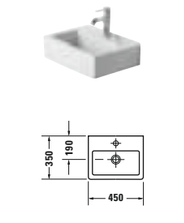

 # 070445..41* ●

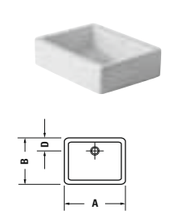

	A	B	C	D
600	600	380	150	100
500	500	380	150	105

 # 0455600000 ⊠
 # 045550..00 ⊠

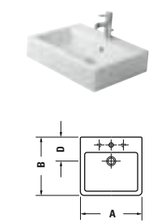

	A	B	C	D
600	595	465	165	185
500	500	470	175	195

 # 045260..00 ●
 # 045260..30 ● ● ●
 # 0452500000 ●
 # 0452500030 ● ● ●
 # 0452500060 ⊠
Rear panel glazed

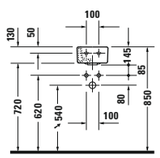

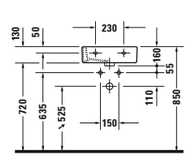

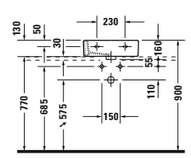

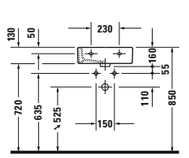

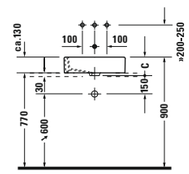

	A	B	C	D
600	600	380	150	100
500	500	380	150	105

 # 0455600000 ⊠
 # 045550..00 ⊠

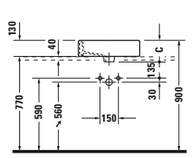

	A	B	C	D
600	595	465	165	185
500	500	470	175	195

 # 045260..00 ●
 # 045260..30 ● ● ●
 # 0452500000 ●
 # 0452500030 ● ● ●
 # 0452500060 ⊠
Rear panel glazed

(r) right (l) left * Washbasin grinded in combination with consoles. ** Height-adjustable

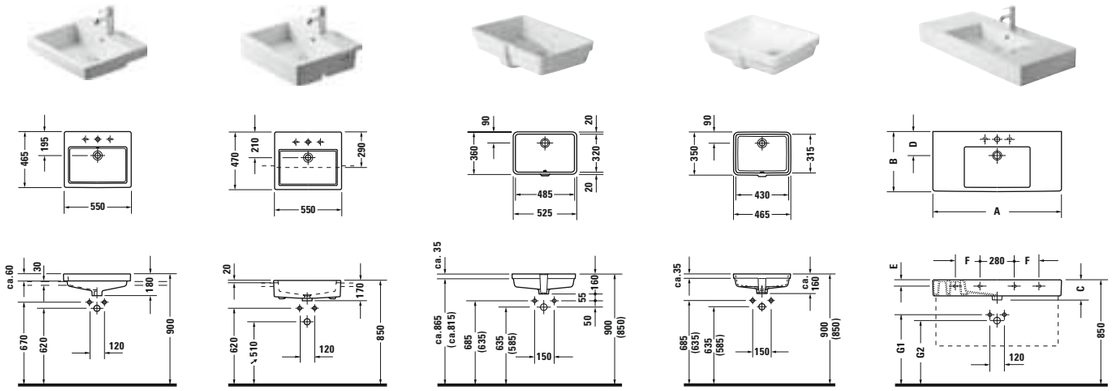

	A	B	C	D	E	F
1250	1250	490	170	190	55	210
1050	1050	490	170	190	50	205
850	850	490	170	190	50	/

 # 0315550000 ●
 # 0315550030 ● ● ●
 # 0315550060 ⊠

 # 0314550000 ●
 # 0314550030 ● ● ●
 # 0314550060 ⊠

 # 0330480000 ⊠
 # 0330480022 ⊠ *

 # 0330430000 ⊠

 # 0329120000 ●
 # 0329120030 ● ● ●
 # 0329120060 ⊠
 # 0329100000 ●
 # 0329100030 ● ● ●
 # 0329100060 ⊠
 # 0329850000 ●
 # 0329850030 ● ● ●
 # 0329850060 ⊠

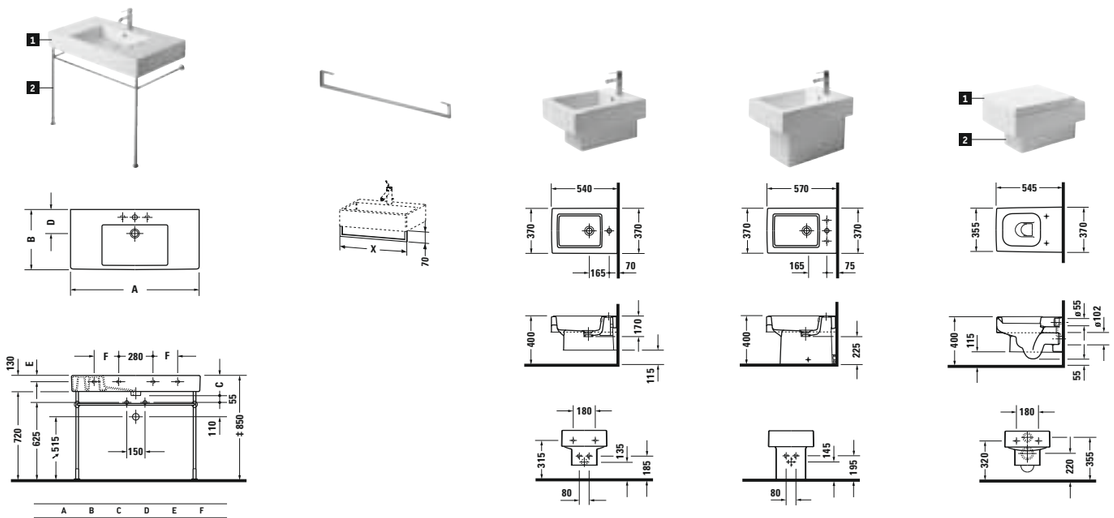

	A	B	C	D	E	F
1250	1250	490	170	190	55	210
1050	1050	490	170	190	50	205
850	850	490	170	190	50	/

1 # 0329120000 ●
 # 0329120030 ● ● ●
 # 0329120060 ⊠
2 # 0030731000**
1 # 0329100000 ●
 # 0329100030 ● ● ●
 # 0329100060 ⊠
2 # 0030721000**
1 # 0329850000 ●
 # 0329850030 ● ● ●
 # 0329850060 ⊠
2 # 0030711000**

 # 0030371000
X = 550 mm
→ # 045460
 # 0030381000
X = 755 mm
→ # 045480
 # 0030391000
X = 955 mm
→ # 045410
 # 0030341000
X = 1205 mm
→ # 032912
 # 0030351000
X = 1009 mm
→ # 032910
 # 0030361000
X = 808 mm
→ # 032985
Towel rail

 # 223915..00 ●

 # 224010..00 ●
 # 224010..30 ● ● ●

1 # 006769..00
(SoftClose)
2 # 221709..64

* Suitable vanity units see current pricelist. ** Height-adjustable

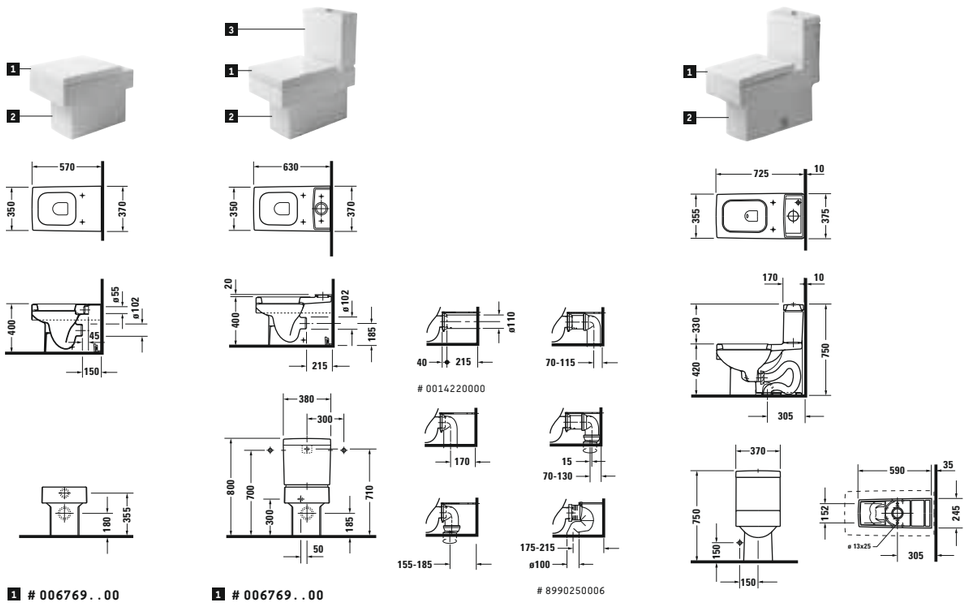

1 # 006769..00
(SoftClose)
2 # 2117090000

1 # 006769..00
(SoftClose)
2 # 211609..00
3 # 090900..05
 # 090910..05

 # 0014220000

 # 8990250006

US-toilet / One-piece
1 # 0069390000
(SoftClose)
2 # 2103010005

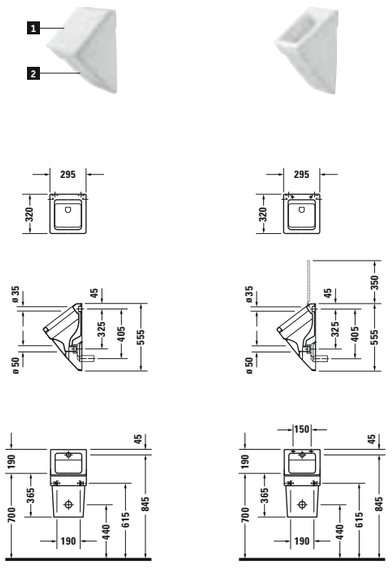

1 # 0061510000
2 # 2801320000
 # 2801320007

 # 280032..00
 # 2800320007

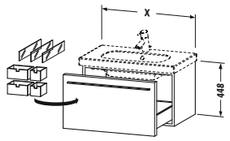

 # XL 6048, ↔ 800 mm
→ D-Code # 034285
 # XL 6049, ↔ 1000 mm
→ D-Code # 034210
 # XL 6050, ↔ 1150 mm
→ D-Code # 034212
 # XL 6051, ↔ 600 mm
→ D-Code # 034265
↗ 470 mm

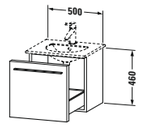

 # XL 6060
→ Darling New # 049953
↗ 413 mm

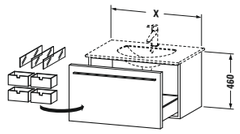

 # XL 6061, ↔ 600 mm
→ Darling New # 049963
↗ 503 mm
 # XL 6062, ↔ 800 mm
→ Darling New # 049983
 # XL 6063, ↔ 1000 mm
→ Darling New # 049910
↗ 528 mm

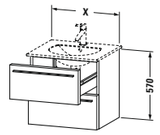

 # XL 6360, ↔ 500 mm
→ Darling New # 049953
↗ 413 mm
 # XL 6361, ↔ 600 mm
→ Darling New # 049963
↗ 503 mm
 # XL 6362, ↔ 800 mm
→ Darling New # 049983
 # XL 6363, ↔ 1000 mm
→ Darling New # 049910
↗ 528 mm

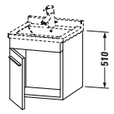

 # XL 6525 L/R, ↔ 440 mm
→ Starck 3 # 030348
↗ 445 mm

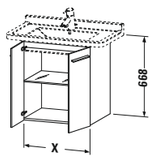

 # XL 6088, ↔ 600 mm
→ Starck 3 # 030480, 030470
 # XL 6086, ↔ 800 mm
→ Starck 3 # 030410, 030480
↗ 470 mm

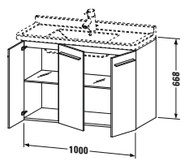

 # XL 6084
→ Starck 3 # 030410
↗ 470 mm

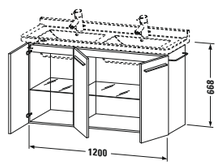

 # XL 6068
→ Starck 3 # 033213
↗ 470 mm

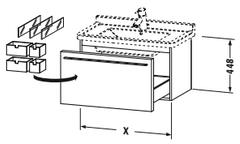

 # XL 6056, ↔ 600 mm
→ Starck 3 # 030480, 030470
 # XL 6057, ↔ 800 mm
→ Starck 3 # 030410, 030480
 # XL 6058, ↔ 1000 mm
→ Starck 3 # 030410
↗ 470 mm

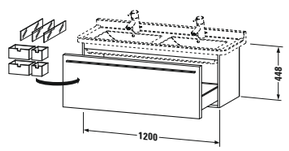

 # XL 6059
→ Starck 3 # 033213
↗ 470 mm

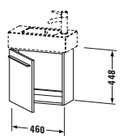

 # XL 6208 L/R
↗ 230 mm
→ Vero # 070350

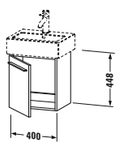

 # XL 6209 L/R
↗ 330 mm
→ Vero # 070445

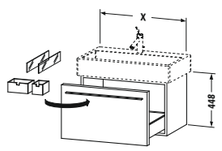

 # XL 6042, ↔ 650 mm
→ Vero # 045470
 # XL 6043, ↔ 450 mm
→ Vero # 045450
 # XL 6044, ↔ 550 mm
→ Vero # 045460, 045460
 # XL 6045, ↔ 750 mm
→ Vero # 045480
 # XL 6046, ↔ 950 mm
→ Vero # 045410
 # XL 6047, ↔ 1150 mm
→ Vero # 045412
↗ 445 (425) mm

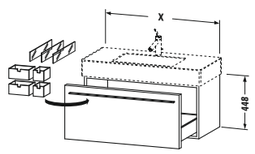

 # XL 6052, ↔ 800 mm
→ Vero # 032985
 # XL 6053, ↔ 1000 mm
→ Vero # 032910
 # XL 6054, ↔ 1200 mm
→ Vero # 032912
↗ 470 (450) mm

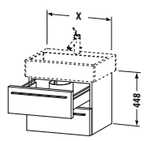

 # XL 6343, ↔ 450 mm
→ Vero # 045450
 # XL 6344, ↔ 550 mm
→ Vero # 045460, 045460
 # XL 6345, ↔ 750 mm
→ Vero # 045480
 # XL 6346, ↔ 950 mm
→ Vero # 045410
 # XL 6347, ↔ 1150 mm
→ Vero # 045412
↗ 445 mm

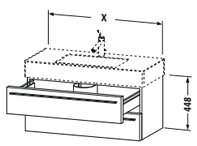

 # XL 6352, ↔ 800 mm
→ Vero # 032985
 # XL 6353, ↔ 1000 mm
→ Vero # 032910
 # XL 6354, ↔ 1200 mm
→ Vero # 032912
↗ 470

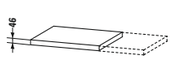

 # XL 065C
↗ 365 mm

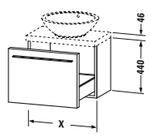

 # XL 6216, ↔ 500 mm
 # XL 6017, ↔ 600 mm
↗ 360 mm

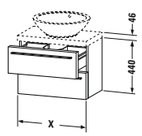

 # XL 6016, ↔ 500 mm
 # XL 6217, ↔ 600 mm
↗ 360 mm

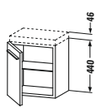

 # XL 2202 L/R, ↔ 300 mm
 # XL 2203 L/R, ↔ 400 mm
↗ 360 mm

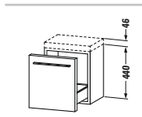

 # XL 2224, ↔ 300 mm
 # XL 2225, ↔ 400 mm
 # XL 2226, ↔ 500 mm
 # XL 2227, ↔ 600 mm
↗ 360 mm

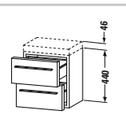

 # XL 2204, ↔ 300 mm
 # XL 2205, ↔ 400 mm
 # XL 2206, ↔ 500 mm
 # XL 2207, ↔ 600 mm
↗ 360 mm

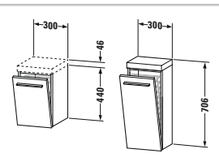

 # XL 2216
↗ 360 mm

 # XL 2564
↗ 240 mm

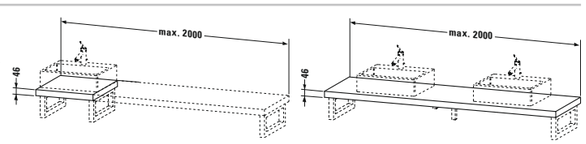

 # XL 063C
↗ 550 mm
Variable console

 # XL 064C
↗ 550 mm
Variable console

 # XL 9902
↗ 425 mm
Console support-bracket

 # 2F 9903
↗ 480 mm
 # 2F 9904
↗ 340 mm
Console support-towel rail

 # XL 9985, ↔ 500 mm
 # XL 9986, ↔ 1000 mm
↗ 14 mm
Towel rail

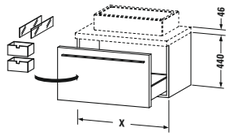

 # XL 6719, ↔ 600 mm
 # XL 6713, ↔ 800 mm
 # XL 6715, ↔ 1000 mm
↗ 545 mm

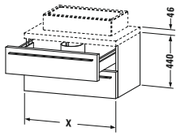

 # XL 6717, ↔ 600 mm
 # XL 6714, ↔ 800 mm
 # XL 6716, ↔ 1000 mm
↗ 545 mm

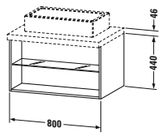

 # XL 6718
↗ 545 mm

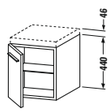

 # XL 6725 L/R, ↔ 300 mm
 # XL 6726 L/R, ↔ 400 mm
↗ 545 mm

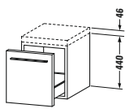

 # XL 6731, ↔ 300 mm
 # XL 6732, ↔ 400 mm
 # XL 6733, ↔ 500 mm
 # XL 6734, ↔ 600 mm
↗ 545 mm

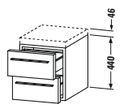

 # XL 6721, ↔ 300 mm
 # XL 6722, ↔ 400 mm
 # XL 6723, ↔ 500 mm
 # XL 6724, ↔ 600 mm
↗ 545 mm

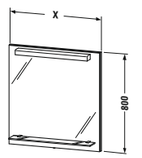

 # XL 7210, ↔ 460 mm
 # XL 7211, ↔ 600 mm
1 x 8 W
 # XL 7212, ↔ 800 mm
 # XL 7213, ↔ 1000 mm
1 x 13 W
 # XL 7214, ↔ 1200 mm
1 x 21 W
↗ 155 mm
IP 44

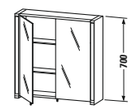

 # XL 7092, ↔ 600 mm
 # XL 7094, ↔ 800 mm
2 x 14 W
↗ 180 mm
IP 44

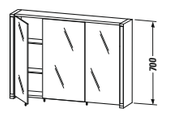

 # XL 7095, ↔ 1000 mm
 # XL 7096, ↔ 1200 mm
2 x 18 W
↗ 180 mm
IP 44

 # XL 4760 L/R, ↔ 300 mm
 # XL 4761 L/R, ↔ 400 mm
↗ 170 mm

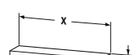

 # XL 9405, ↔ 600 mm
 # XL 9406, ↔ 800 mm
 # XL 9407, ↔ 1200 mm
↗ 200 mm

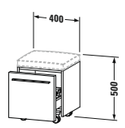

 # XL 2704
↗ 400 mm

 # XL 2700 L/R
↔ 400 mm
↗ 360 mm

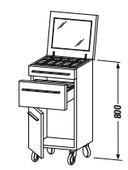

 # XL 2701 L/R
↔ 400 mm
↗ 360 mm

 # XL 9956
↔ 87,5 mm
 # XL 9957
↔ 175 mm
↗ 105 mm

 # XL 9958
↔ 87,5 mm
 # XL 9959
↔ 175 mm
↗ 105 mm

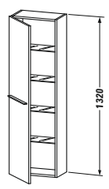

 # XL 1150 L/R, ↔ 300 mm
 # XL 1152 L/R, ↔ 400 mm
 # XL 1154 L/R, ↔ 500 mm
↗ 240 mm

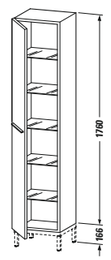

 # XL 1135 L/R, ↔ 300 mm
 # XL 1136 L/R, ↔ 400 mm
 # XL 1137 L/R, ↔ 500 mm
↗ 360 mm

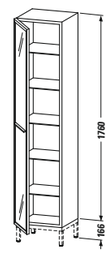

 # XL 1100 L/R, ↔ 300 mm
 # XL 1102 L/R, ↔ 400 mm
 # XL 1104 L/R, ↔ 500 mm
↗ 360 mm

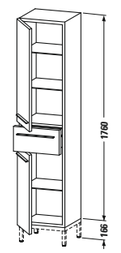

 # XL 1128 L/R, ↔ 300 mm
 # XL 1131 L/R, ↔ 400 mm
↗ 360 mm

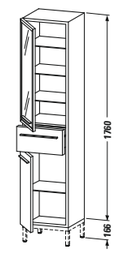

 # XL 1112 L/R, ↔ 300 mm
 # XL 1118 L/R, ↔ 400 mm
↗ 360 mm

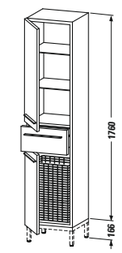

 # XL 1127 L/R, ↔ 300 mm
 # XL 1130 L/R, ↔ 400 mm
↗ 360 mm

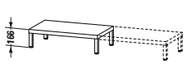

 # XL 8601 ↗ 365 mm
 # XL 8603 ↗ 550 mm
(Till 1200 mm 4 feet)
 # XL 8602 ↗ 365 mm
 # XL 8604 ↗ 550 mm
(From 1201 mm 6 feet)

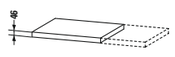

 # XL 066C
↗ 365 mm
 # XL 067C
↗ 550 mm

D-Code Accessoires

Design by Sieger Design

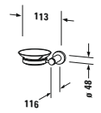

 # 0099171000

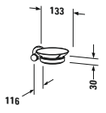

 # 0099181000

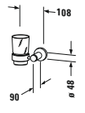

 # 0099191000

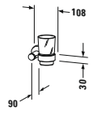

 # 0099201000

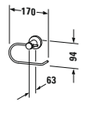

 # 0099261000

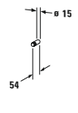

 # 0099041000

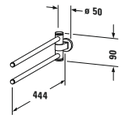

 # 0099221000

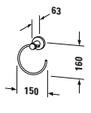

 # 0099211000

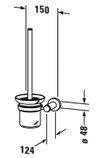

 # 0099271000

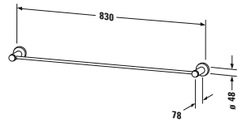

 # 0099231000

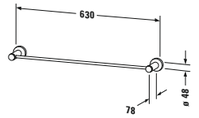

 # 0099241000

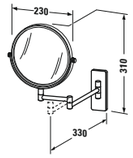

 # 0099121000

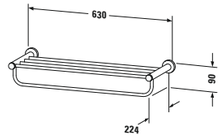

 # 0099251000

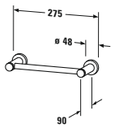

 # 0099140000

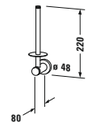

 # 0099150000

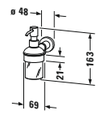

 # 0099160000

Starck Accessoires

Design by Philippe Starck

 # 0097611000

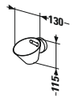

 # 0097711000

 # 0097911000

 # 0097211000

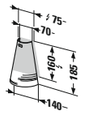

 # 0097011000

 # 0097511000

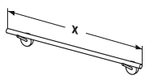

 # 0097411000, X = 800 mm
 # 0097311000, X = 600 mm

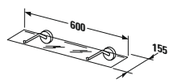

 # 0098011000

 # 0097111000

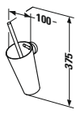

 # 0097811000

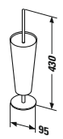

 # 0097821000

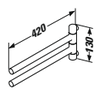

 # 0097221000

Symbols

X	To determine height please set washbasin on pedestal
↘	With usage of design siphon
‡	Size depending on vanity unit
>>	Depending on outlet
⅂	P-trap siphon
⅃	Bottle trap siphon
⊠	Without tap hole
○	1 tap hole pre-punched
●	1 tap hole punched
○ ○	2 tap holes pre-punched, left and right
○ ○	1 tap hole pre-punched, left, 1 pre-punched tap hole for soap dispenser, right
● ○	1 tap hole punched, left, 1 pre-punched tap hole for soap dispenser, right
● ●	1 tap hole punched, left, 1 punched tap hole for soap dispenser, right
○ ○	2 tap holes pre-punched, left and right for 2 taps
● ●	2 tap holes punched, left and right for 2 taps
○ ● ○	Tap hole punched (2 extra tap holes are possible, please indicate when ordering)
○ ● ○	1 tap hole punched, 2 tap holes pre-punched
● ● ●	3 tap holes punched
⤓	Installation from above
⤒	Installation from below
⇳	Vertical outlet
⇄	Horizontal outlet
💧	Economical 6-liter flush
💧	Water saving 4,8-liter flush
💧	Water saving 4,5-liter flush
→	Side supply, left
←	Side supply, right
→←	Back supply
↙	Bottom left supply
><	Dependent on mounting
🪰	With fly
↗	Depth
↔	Width
L/R	Left/Right
💡	With lighting

For further information about our whirlsystems Air-System, Jet-System, Combi-System P, Combi-System E, Combi-System L see current price list.

We reserve the right to make technical improvements and enhance the appearance of the products shown.

Design by Duravit

 # 700023 00 0 00 0000, 1900 x 900 mm
Built-in

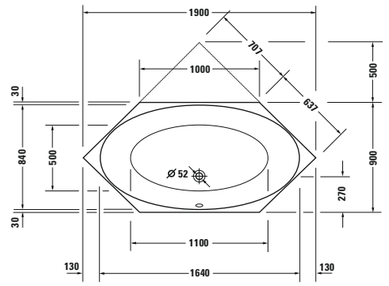

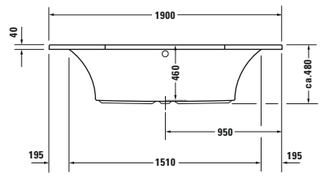

 # 700024 00 0 00 0000, 2000 x 1000 mm
Built-in

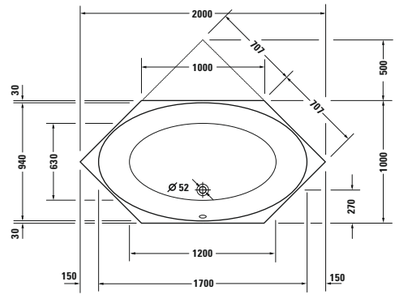

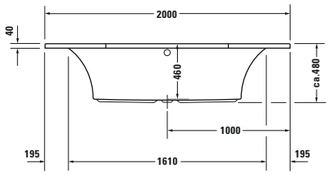

Design by Sieger Design

2nd floor

 # 700074 00 0 00 0000, 1700 x 700 mm
 # 700075 00 0 00 0000, 1700 x 750 mm
Built-in

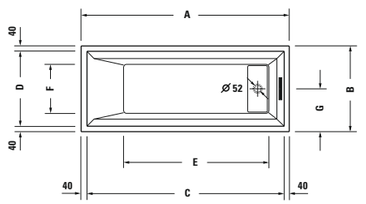

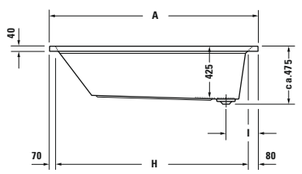

	A	B	C	D	E	F	G	H	I
700074	1700	700	1620	620	1190	400	350	1550	260
700075	1700	750	1620	670	1190	450	375	1550	280

 # 700079 00 0 00 0000, 1700 x 700 mm
 # 700080 00 0 00 0000, 1700 x 750 mm
With support frame for furniture panel ✱

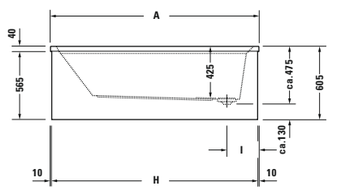

	A	B	C	D	E	F	G	H	I
700079	1700	700	1620	620	1190	400	350	1680	260
700080	1700	750	1620	670	1190	450	375	1680	280

 # 700076 00 0 00 0000, 1800 x 800 mm
 # 700160 00 0 00 0000, 1900 x 900 mm
 # 700161 00 0 00 0000, 2000 x 1000 mm
Built-in

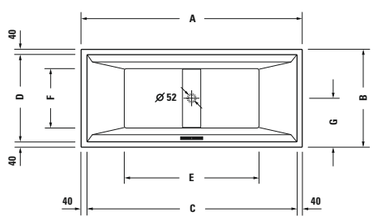

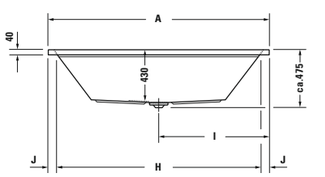

	A	B	C	D	E	F	G	H	I	J
700076	1800	800	1720	720	1100	485	400	1660	900	55
700160	1900	900	1820	820	1205	610	450	1790	950	55
700161	2000	1000	1920	920	1305	710	500	1890	1000	55

 # 700081 00 0 00 0000, 1800 x 800 mm
 # 700162 00 0 00 0000, 1900 x 900 mm
 # 700163 00 0 00 0000, 2000 x 1000 mm
With support frame for furniture panel ✱

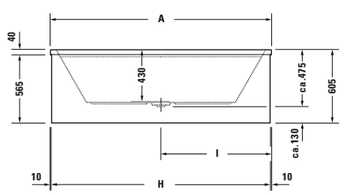

	A	B	C	D	E	F	G	H	I
700081	1800	800	1720	720	1100	485	400	1780	900
700162	1900	900	1820	820	1205	610	450	1880	950
700163	2000	1000	1920	920	1305	710	500	1980	1000

✱ Suitable furniture panels/accessories see current pricelist.

Design by Jochen Schmiddem

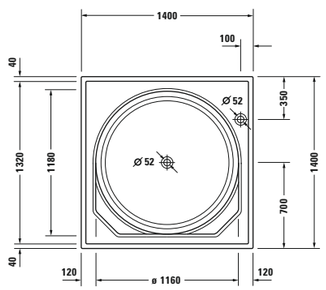

 # 700143 00 0 00 0000, 1400 x 1400 mm
Built-in

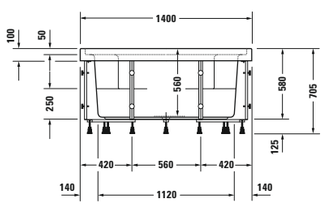

 # 700143 00 0 00 0000, 1400 x 1400 mm
With support frame for panel ✱
Also available with whirlsystem

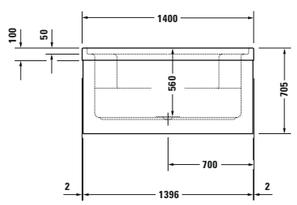

 # 700169 00 0 00 0000, 1800 x 1800 mm
Built-in

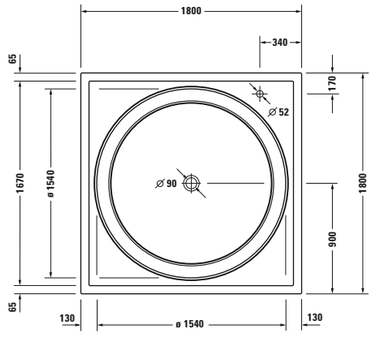

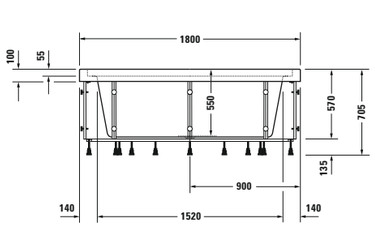

 # 700169 00 0 00 0000, 1800 x 1800 mm
With support frame for panel ✱
Also available with poolsystem

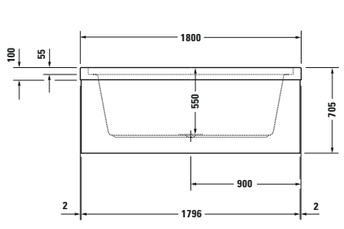

 # 790852 00 0 00 0000, 1400 x 1400 mm
→ Bathtub
 # 790867 00 0 00 0000, 1800 x 1800 mm
→ Bathtub
 # 790852 00 0 02 0000, 1400 x 1400 mm
→ Bathtub with waste and overflow with base inlet.
→ Whirltub
 # 790867 00 0 01 0000, 1800 x 1800 mm
→ Bathtub with waste and overflow with base inlet.
→ Pool
Acrylic inlay



 # 790851 00 0 00 0000, 1400 x 1400 mm
→ Bathtub
 # 790866 00 0 00 0000, 1800 x 1800 mm
→ Bathtub
 # 790851 00 0 02 0000, 1400 x 1400 mm
→ Bathtub with waste and overflow with base inlet.
→ Whirltub
 # 790866 00 0 01 0000, 1800 x 1800 mm
→ Bathtub with waste and overflow with base inlet.
Wooden inlay Teak (real wood)
 # 790880 00 0 01 0000, 1800 x 1800 mm
→ Pool
Wooden inlay Teak (decor)

✱ Suitable panels/accessories see current pricelist.

Design by Sieger Design

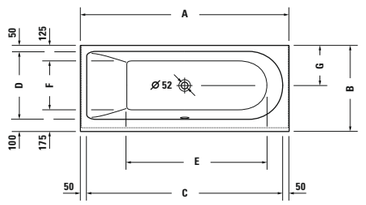

 # 700238 00 0 00 0000, 1600 x 700 mm
 # 700240 00 0 00 0000, 1700 x 700 mm
 # 700242 00 0 00 0000, 1700 x 750 mm
Built-in

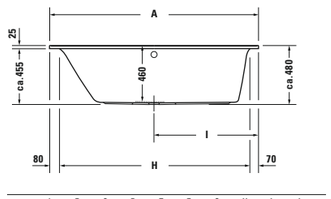

	A	B	C	D	E	F	G	H	I	J
700238	1600	700	1500	550	1050	400	325	1450	800	1580
700240	1700	700	1600	550	1150	400	325	1550	850	1680
700242	1700	750	1600	600	1150	450	350	1550	850	1680

 # 700238 00 0 00 0000, 1600 x 700 mm
 # 700240 00 0 00 0000, 1700 x 700 mm
 # 700242 00 0 00 0000, 1700 x 750 mm
With optional furniture panel. ✱

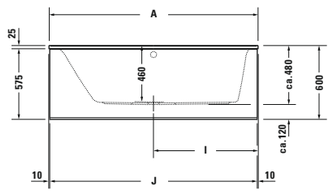

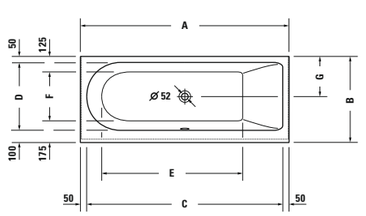

 # 700239 00 0 00 0000, 1600 x 700 mm
 # 700241 00 0 00 0000, 1700 x 700 mm
 # 700243 00 0 00 0000, 1700 x 750 mm
Built-in

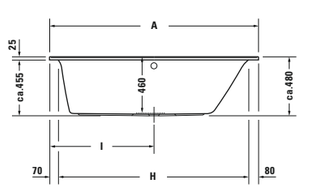

	A	B	C	D	E	F	G	H	I	J
700239	1600	700	1500	550	1050	400	325	1450	800	1580
700241	1700	700	1600	550	1150	400	325	1550	850	1680
700243	1700	750	1600	600	1150	450	350	1550	850	1680

 # 700239 00 0 00 0000, 1600 x 700 mm
 # 700241 00 0 00 0000, 1700 x 700 mm
 # 700243 00 0 00 0000, 1700 x 750 mm
With optional furniture panel. ✱

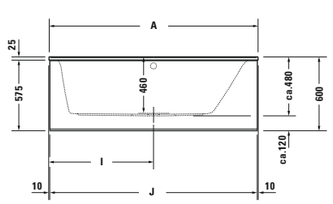

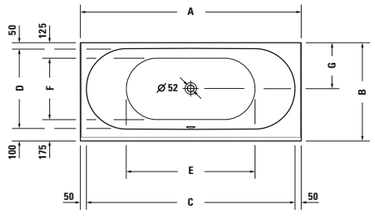

 # 700244 00 0 00 0000, 1800 x 800 mm
 # 700245 00 0 00 0000, 1900 x 900 mm
Built-in

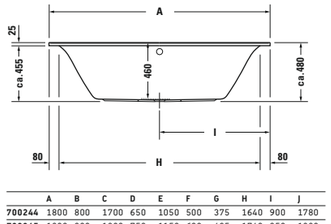

	A	B	C	D	E	F	G	H	I	J
700244	1800	800	1700	650	1050	500	375	1640	900	1780
700245	1900	900	1800	750	1150	600	425	1740	950	1880

 # 700244 00 0 00 0000, 1800 x 800 mm
 # 700245 00 0 00 0000, 1900 x 900 mm
With optional furniture panel. ✱

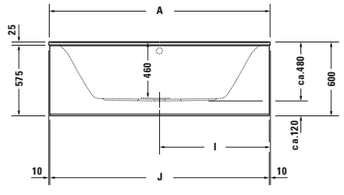

 # 700246 00 0 00 0000, 1900 x 900 mm
Corner left with acrylic panel and support frame.

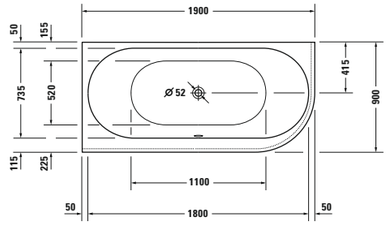

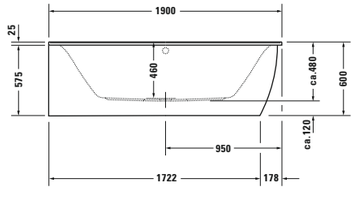

✱ Suitable furniture panels/accessories see current pricelist.

Darling New

Design by Sieger Design

 # 700247 00 0 00 0000, 1900 x 900 mm
Corner right with acrylic panel and support frame.

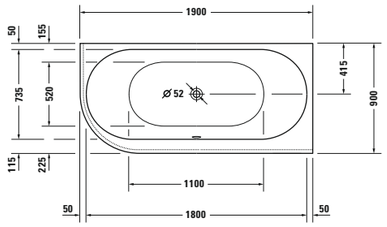

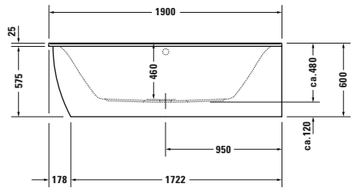

 # 700248 00 0 00 0000, 1900 x 900 mm
Back-to-wall with acrylic panel and support frame.

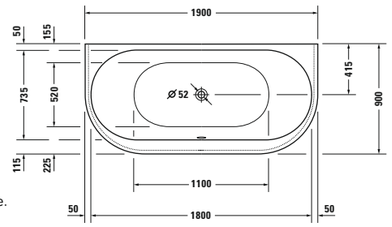

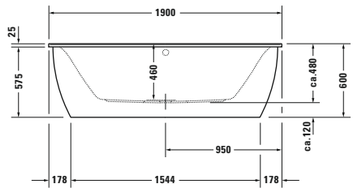

 # 700249 00 0 00 0000, 1415 x 1415 mm
Corner with acrylic panel and support frame.

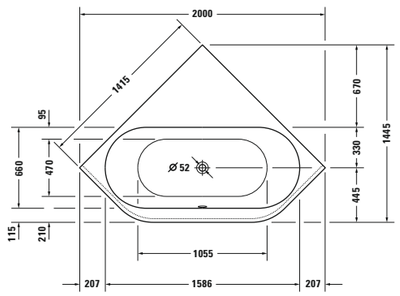

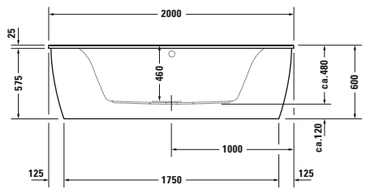

Daro

Design by Duravit

 # 700141 00 0 00 0000, 1700 x 700 mm
 # 700027 00 0 00 0000, 1700 x 750 mm
Built-in

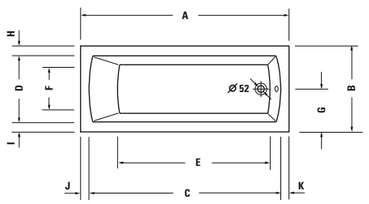

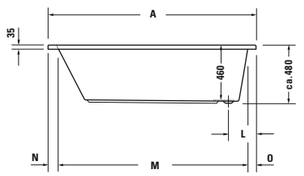

	A	B	C	D	E	F	G	H	I	J	K	L	M	N	O
700141	1700	700	1570	550	1245	400	350	75	75	65	65	240	1560	75	65
700027	1700	750	1570	600	1240	400	375	75	75	65	65	240	1540	85	75

 # 700028 00 0 00 0000, 1800 x 800 mm
Built-in

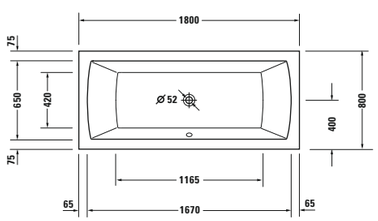

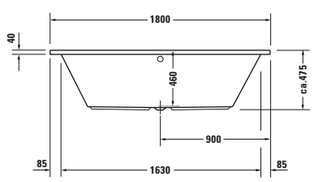

DuraPlan

Design by Prof. Frank Huster

 # 720079 00 0 00 0000, 800 x 800 mm
 # 720082 00 0 00 0000, 900 x 900 mm
 # 720085 00 0 00 0000, 1000 x 1000 mm
 # 720089 00 0 00 0000, 1200 x 1200 mm

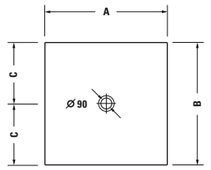

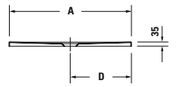

	A	B	C	D
720079	793	793	396,5	396,5
720082	893	893	446,5	446,5
720085	993	993	496,5	496,5
720089	1193	1193	596,5	596,5

 # 720080 00 0 00 0000, 900 x 750 mm
 # 720081 00 0 00 0000, 900 x 800 mm
 # 720083 00 0 00 0000, 1000 x 800 mm
 # 720084 00 0 00 0000, 1000 x 900 mm
 # 720086 00 0 00 0000, 1200 x 800 mm
 # 720087 00 0 00 0000, 1200 x 900 mm
 # 720088 00 0 00 0000, 1200 x 1000 mm
 # 720090 00 0 00 0000, 1400 x 750 mm
 # 720091 00 0 00 0000, 1400 x 900 mm
 # 720092 00 0 00 0000, 1600 x 900 mm

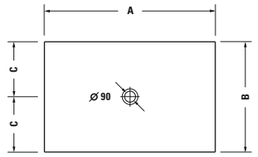

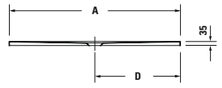

	A	B	C	D
720080	893	743	371,5	446,5
720081	893	793	396,5	446,5
720083	993	793	396,5	496,5
720084	993	893	446,5	496,5
720086	1193	793	396,5	596,5
720087	1193	893	446,5	596,5
720088	1193	993	496,5	596,5
720090	1393	743	371,5	696,5
720091	1393	893	446,5	696,5
720092	1593	893	446,5	796,5

Esplanade

Design by Sergei Tchoban

 # 700281 00 0 00 0000, 1900 x 900 mm
Corner left with acrylic panel

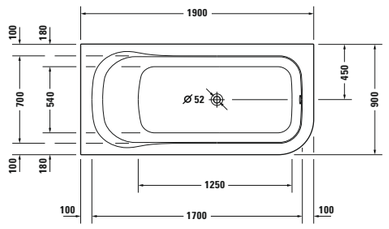

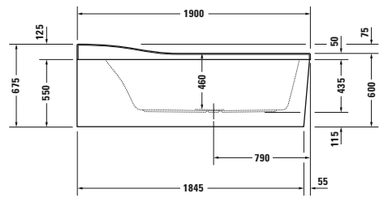

 # 700288 05 0 00 0000, 1900 x 900 mm
Corner left with furniture panel

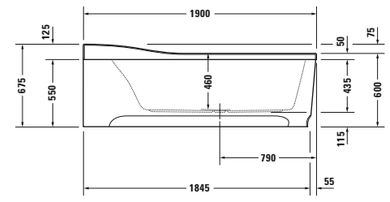

 # 700282 00 0 00 0000, 1900 x 900 mm
Corner right with acrylic panel

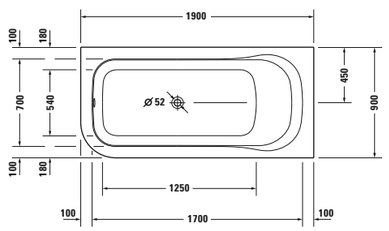

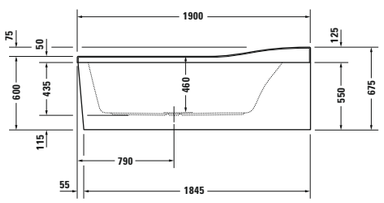

 # 700289 05 0 00 0000, 1900 x 900 mm
Corner right with furniture panel

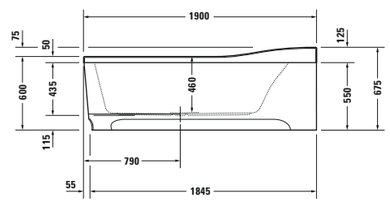

Design by Sergei Tchoban

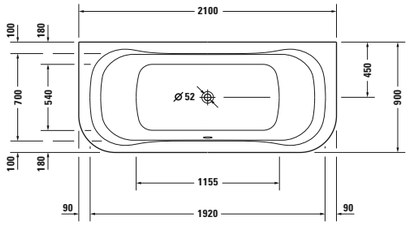

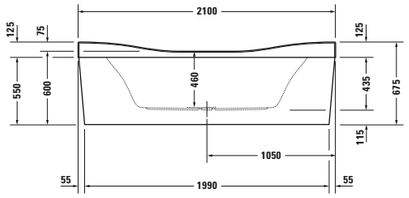

 # 700283 00 0 00 0000, 2100 x 900 mm
Back-to-wall with acrylic panel

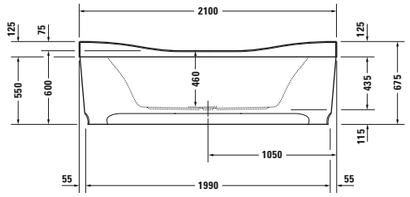

 # 700290 05 0 00 0000, 2100 x 900 mm
Back-to-wall with furniture panel

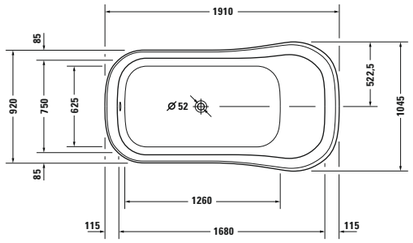

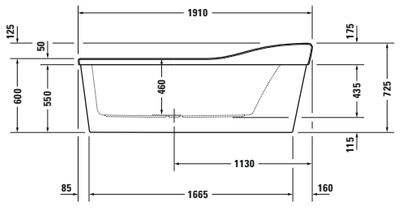

 # 700284 00 0 00 0000, 1910 x 1045 mm
Freestanding with acrylic panel

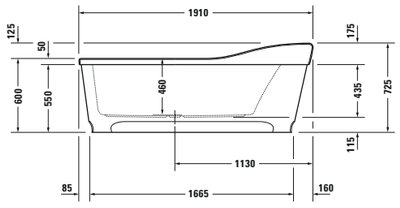

 # 700291 05 0 00 0000, 1910 x 1045 mm
Freestanding with furniture panel.

Happy D.

Design by Sieger Design

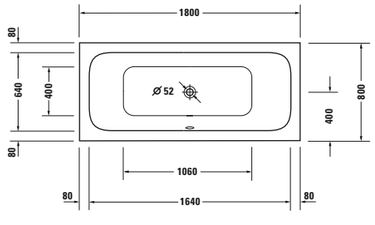

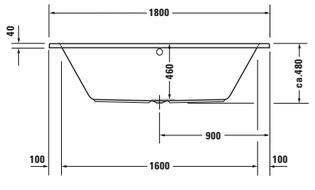

 # 700015 00 0 00 0000, 1800 x 800 mm
Built-in

Design by Sieger Design

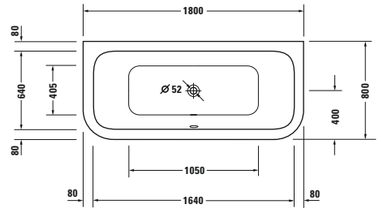

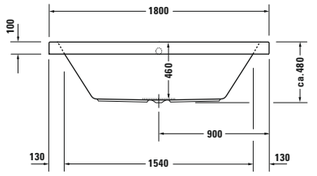

 # 700172 00 0 00 0000, 1800 x 800 mm
Back-to-wall, built-in

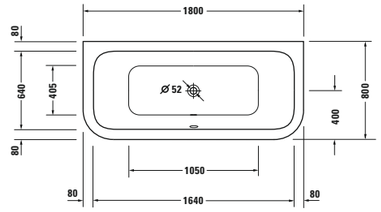

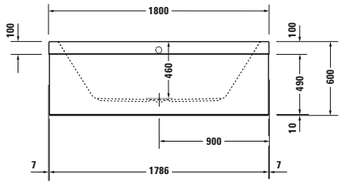

 # 700178 00 0 00 0000, 1800 x 800 mm
Back-to-wall with support frame for furniture panel

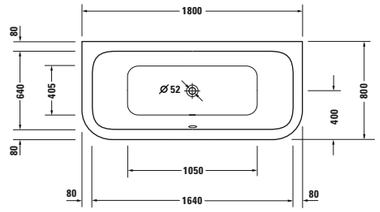

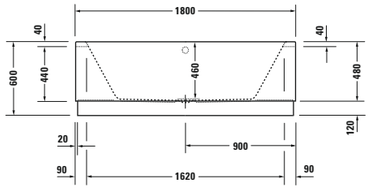

 # 700016 00 0 00 0000, 1800 x 800 mm
Back-to-wall with integrated panel and support frame

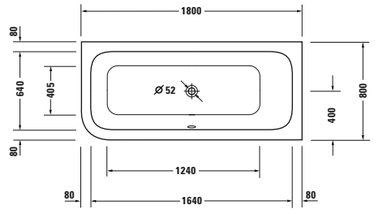

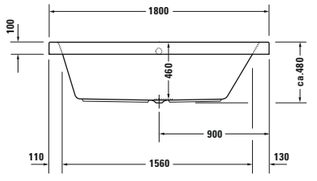

 # 700173 00 0 00 0000, 1800 x 800 mm
Corner right, built-in

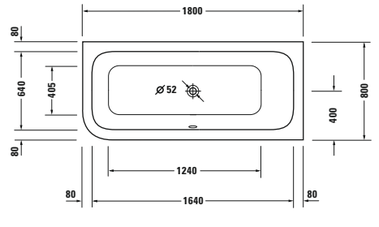

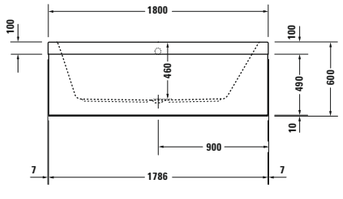

 # 700179 00 0 00 0000, 1800 x 800 mm
Corner right with support frame for furniture panel

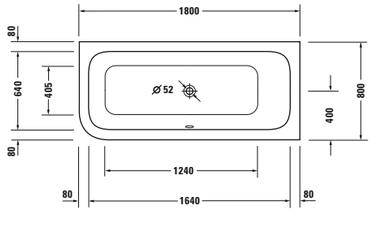

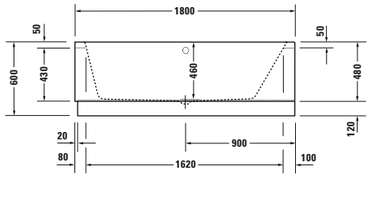

 # 700017 00 0 00 0000, 1800 x 800 mm
Corner right with integrated panel and support frame

Design by Sieger Design

 # 700174 00 0 00 0000, 1800 x 800 mm
Corner left, built-in

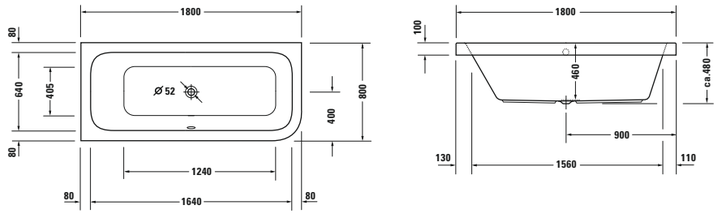

 # 700180 00 0 00 0000, 1800 x 800 mm
Corner left with support frame for furniture panel

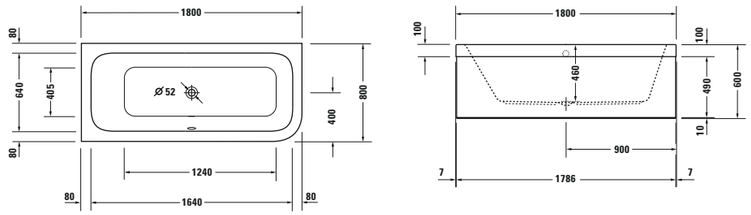

 # 700018 00 0 00 0000, 1800 x 800 mm
Corner left with integrated panel and support frame

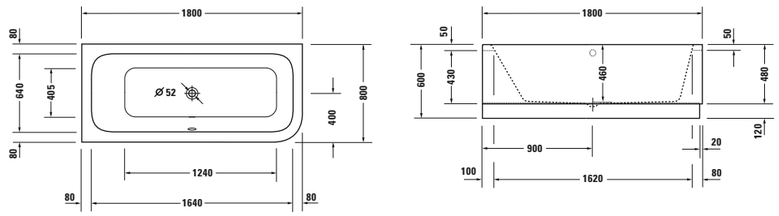

 # 700019 00 0 00 0000, 1800 x 800 mm
Freestanding with panel and support frame

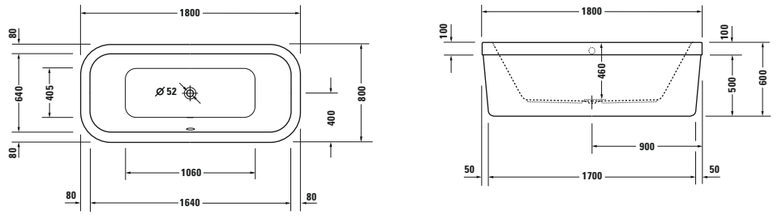

 # 701319 00 0 00 0000, 1800 x 800 mm
American walnut
 # 702419 00 0 00 0000, 1800 x 800 mm
Macassar
 # 702619 00 0 00 0000, 1800 x 800 mm
American cherry
 # 706519 00 0 00 0000, 1800 x 800 mm
Bleached oak
Freestanding with furniture panel and support frame

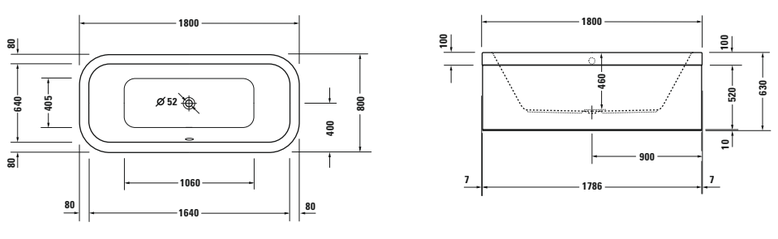

 # 700020 00 0 00 0000, 1800 x 800 mm
Lay-on version

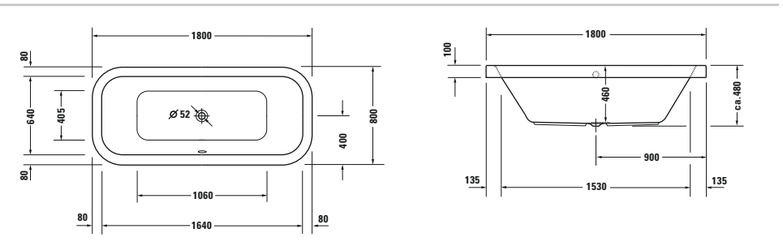

Design by EOOS

 # 700285 . . 0 00 1000, 2100 x 1000 mm
Corner left with integrated panel and support frame.

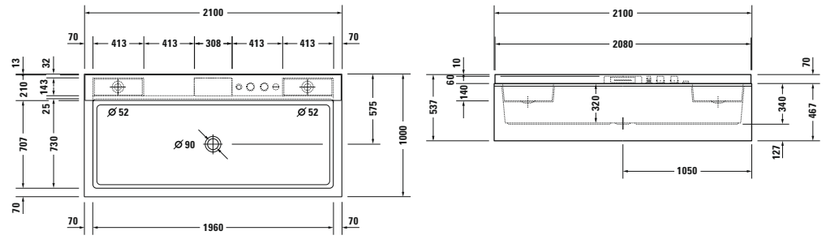

 # 700286 . . 0 00 1000, 2100 x 1000 mm
Corner right with integrated panel and support frame.

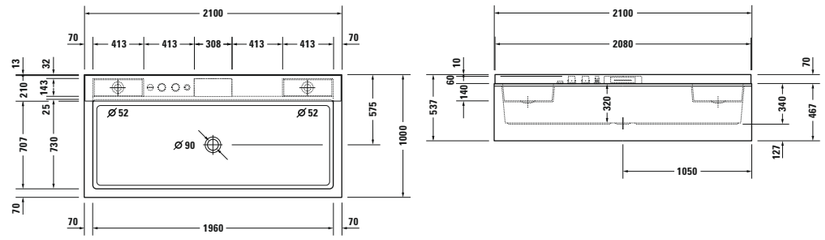

 # 700280 00 0 00 1000, 2100 x 1000 mm
Built-in

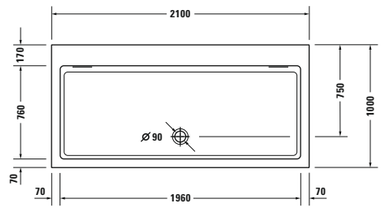

Furniture cover in . . 18 - White matt, 49 - Graphite matt

Design by Matteo Thun

Onto

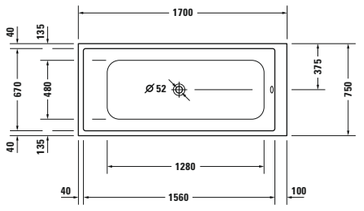

 # 700231 00 0 00 0000, 1700 x 750 mm
Built-in

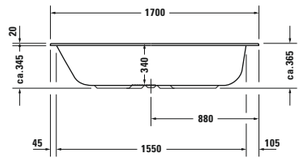

 # 700231 00 0 00 0000, 1700 x 750 mm
With optional furniture panel. ✱

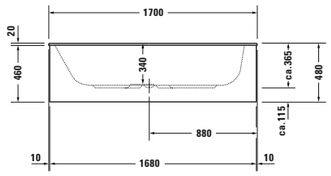

✱ Suitable furniture panels/accessories see current pricelist.

Design by Matteo Thun

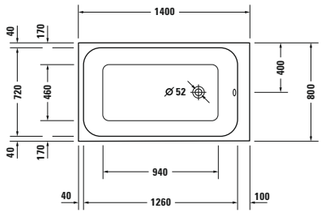

 # 700233 00 0 00 0000, 1400 x 800 mm
Built-in

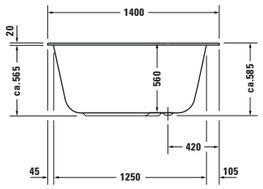

 # 700233 00 0 00 0000, 1400 x 800 mm
With optional furniture panel. ✱

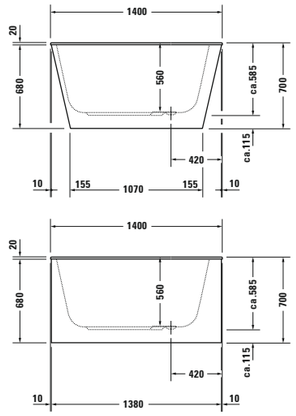

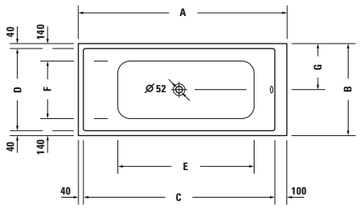

	A	B	C	D	E	F	G	H	I	J	K
700230	1700	750	1560	670	1110	470	375	1550	880	1420	1680
700232	1800	800	1660	720	1210	520	400	1650	930	1520	1780

 # 700230 00 0 00 0000, 1700 x 750 mm
 # 700232 00 0 00 0000, 1800 x 800 mm
Built-in

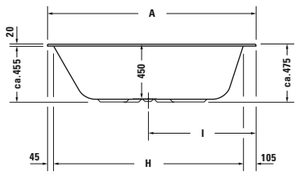

 # 700230 00 0 00 0000, 1700 x 750 mm
 # 700232 00 0 00 0000, 1800 x 800 mm
With optional furniture panel. ✱

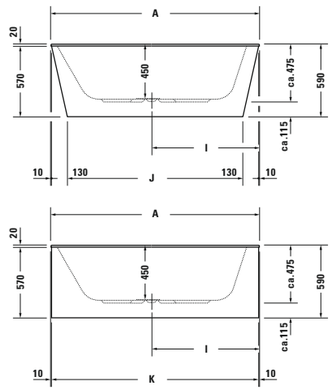

✱ Suitable furniture panels/accessories see current pricelist.

OpenSpace

Design by EOOS

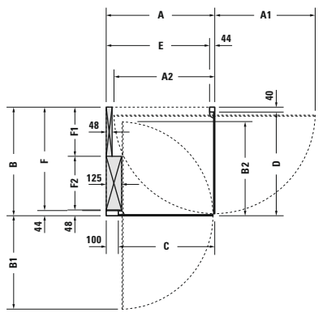

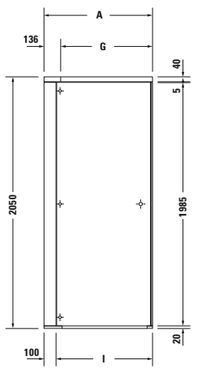

 # 770001 00 0 00 0000 [1] / **# 770001 00 0 10 0000** [3], 785 x 785 mm
→ Shower tray 800 x 800 mm
 # 770002 00 0 00 0000 [1] / **# 770002 00 0 10 0000** [3], 885 x 885 mm
→ Shower tray 900 x 900 mm
 # 770003 00 0 00 0000 [1] / **# 770003 00 0 10 0000** [3], 985 x 985 mm
→ Shower tray 1000 x 1000 mm
Shower screen

	A	A1	A2	B	B1	B2	C	D	E	F	F1	F2	G	H	I	J
770001	785	725	727	785	665	667	685	745	741	741	390	347	649	709	685	745
770002	885	825	827	885	765	767	785	845	841	841	400	437	749	809	785	845
770003	985	925	927	985	865	867	885	945	941	941	410	527	849	909	885	945

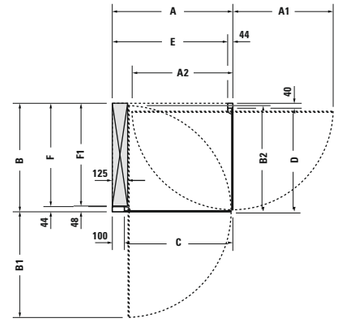

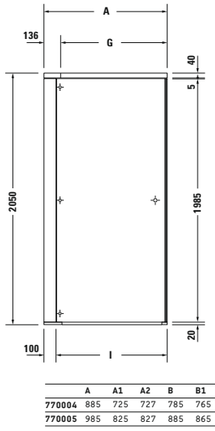

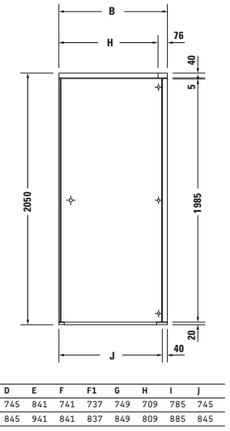

 # 770004 00 0 00 0000 [1] / **# 770004 00 0 10 0000** [3], 885 x 785 mm
→ Shower tray 900 x 800 mm
 # 770005 00 0 00 0000 [1] / **# 770005 00 0 10 0000** [3], 985 x 885 mm
→ Shower tray 1000 x 900 mm
Shower screen

	A	A1	A2	B	B1	B2	C	D	E	F	F1	F2	G	H	I	J
770004	885	725	727	785	765	767	785	745	841	741	737	749	709	785	745	
770005	985	825	827	885	865	867	885	845	941	841	837	849	809	885	845	

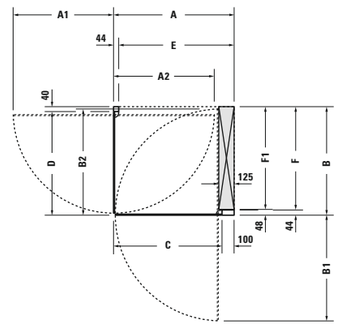

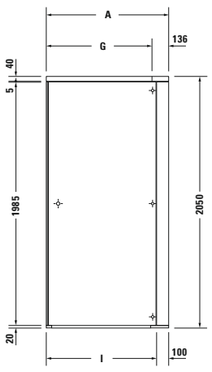

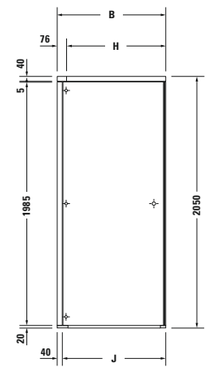

 # 770004 00 0 01 0000 [2] / **# 770004 00 0 11 0000** [4], 885 x 785 mm
→ Shower tray 900 x 800 mm
 # 770005 00 0 01 0000 [2] / **# 770005 00 0 11 0000** [4], 985 x 885 mm
→ Shower tray 1000 x 900 mm
Shower screen

	A	A1	A2	B	B1	B2	C	D	E	F	F1	F2	G	H	I	J
770004	885	725	727	785	765	767	785	745	841	741	737	749	709	785	745	
770005	985	825	827	885	865	867	885	845	941	841	837	849	809	885	845	

☒ Mounting area for taps on the wall: Please consider the specified maximum projection for the areas F1 and F2.
[1] Transparent glass, tap left.
[2] Transparent glass, tap right.
[3] Transparent and mirror glass, tap left.
[4] Transparent and mirror glass, tap right.

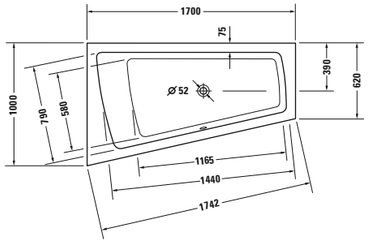

 # 700212 00 0 00 0000, 1700 x 1000 mm
Corner left, built-in

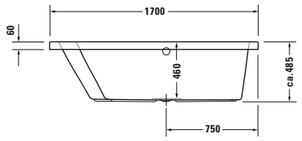

 # 700218 00 0 00 0000, 1700 x 1000 mm
Corner left with support frame for furniture panel ✱

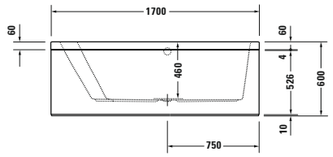

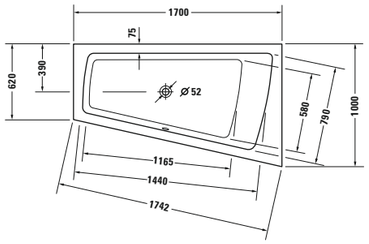

 # 700213 00 0 00 0000, 1700 x 1000 mm
Corner right, built-in

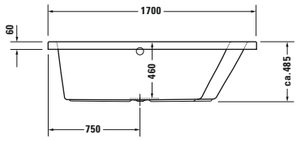

 # 700219 00 0 00 0000, 1700 x 1000 mm
Corner right with support frame for furniture panel ✱

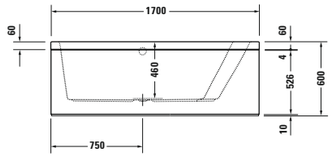

 # 700264 00 0 00 0000, 1700 x 1000 mm
Corner left with integrated acrylic panel and support frame

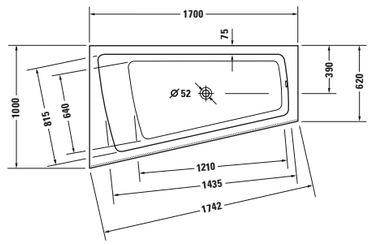

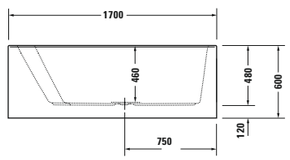

 # 700265 00 0 00 0000, 1700 x 1000 mm
Corner right with integrated acrylic panel and support frame

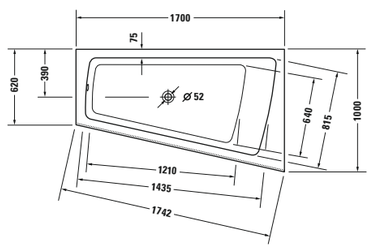

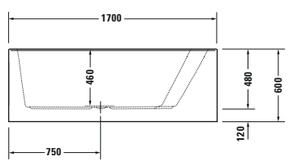

✱ Suitable furniture panels/accessories see current pricelist.

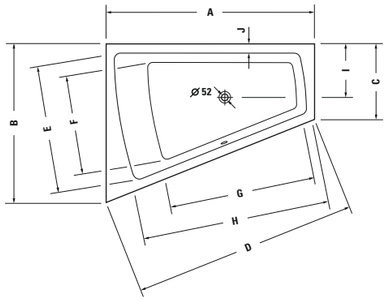

 # 700214 00 0 00 0000, 1700 x 1300 mm
 # 700216 00 0 00 0000, 1800 x 1400 mm
Corner left, built-in

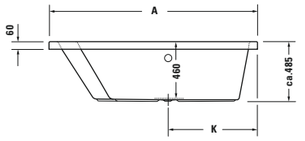

	A	B	C	D	E	F	G	H	I	J	K
700214	1700	1300	620	1830	1045	795	1190	1545	440	75	730
700216	1800	1400	680	1937	1140	870	1320	1620	465	75	780
700220	1700	1300	620	1830	1045	795	1190	1545	440	75	730
700222	1800	1400	680	1937	1140	870	1320	1620	465	75	780

 # 700220 00 0 00 0000, 1700 x 1300 mm
 # 700222 00 0 00 0000, 1800 x 1400 mm
Corner left with support frame for furniture panel ✱

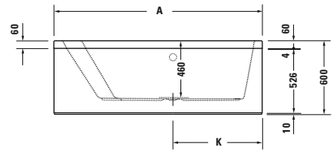

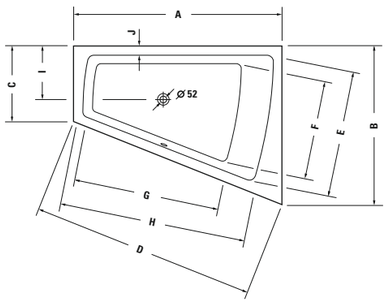

 # 700215 00 0 00 0000, 1700 x 1300 mm
 # 700217 00 0 00 0000, 1800 x 1400 mm
Corner right, built-in

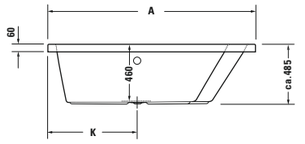

	A	B	C	D	E	F	G	H	I	J	K
700215	1700	1300	620	1830	1045	795	1190	1545	440	75	730
700217	1800	1400	680	1937	1140	870	1320	1620	465	75	780
700221	1700	1300	620	1830	1045	795	1190	1545	440	75	730
700223	1800	1400	680	1937	1140	870	1320	1620	465	75	780

 # 700221 00 0 00 0000, 1700 x 1300 mm
 # 700223 00 0 00 0000, 1800 x 1400 mm
Corner right with support frame for furniture panel ✱

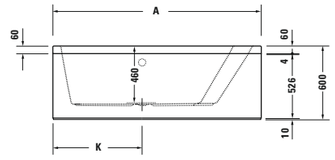

 # 700266 00 0 00 0000, 1700 x 1300 mm
 # 700268 00 0 00 0000, 1800 x 1400 mm
Corner left with integrated acrylic panel and support frame

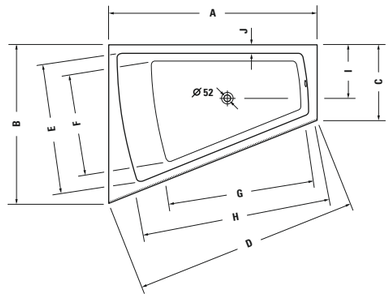

	A	B	C	D	E	F	G	H	I	J	K
700266	1700	1300	620	1830	1045	830	1215	1515	435	75	730
700268	1800	1400	680	1937	1140	870	1320	1620	465	75	780

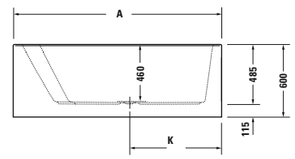

✱ Suitable furniture panels/accessories see current pricelist.

Design by EOOS

 # 700267 00 0 00 0000, 1700 x 1300 mm
 # 700269 00 0 00 0000, 1800 x 1400 mm
Corner right with integrated acrylic panel and support frame

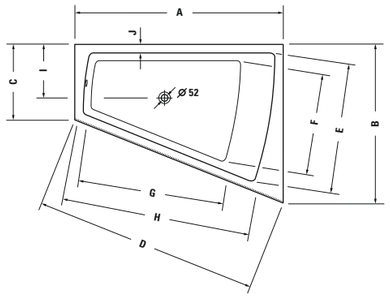

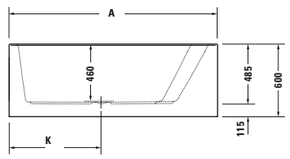

	A	B	C	D	E	F	G	H	I	J	K
700267	1700	1300	620	1830	1045	830	1215	1515	435	75	730
700269	1800	1400	680	1937	1140	870	1320	1620	465	75	780

 # 700270 00 0 00 0000, 1700 x 1000 mm*
Corner left, Monolith with integrated acrylic panel and support frame

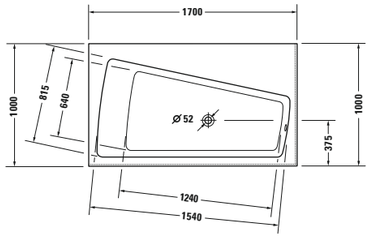

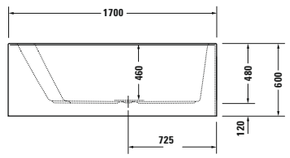

 # 700271 00 0 00 0000, 1700 x 1000 mm*
Corner right, Monolith with integrated acrylic panel and support frame

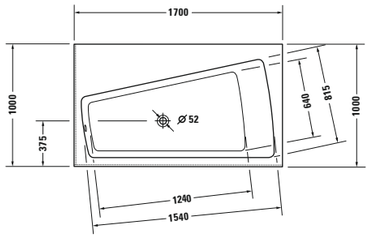

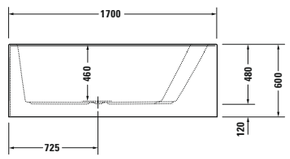

PuraVida

Design by Phoenix Design

 # 700181 00 0 00 0000, 1700 x 750 mm
Corner left, built-in

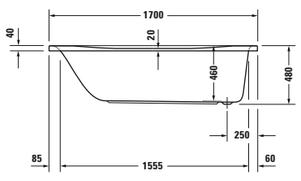

 # 700181 00 0 00 0000, 1700 x 750 mm
Corner left with furniture panel optional ✱

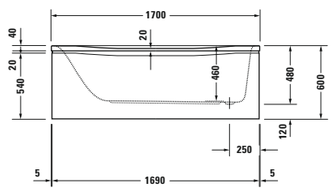

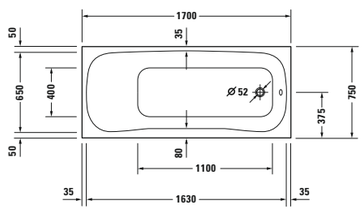

✱ Suitable furniture panels/accessories see current pricelist.
* Back-to-wall model option, see current pricelist.

Design by Phoenix Design

 # 700198 00 0 00 0000, 1700 x 750 mm
Corner right, built-in

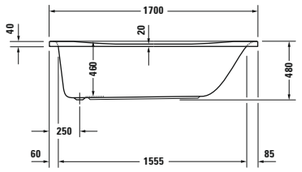

 # 700198 00 0 00 0000, 1700 x 750 mm
Corner right with furniture panel optional ✱

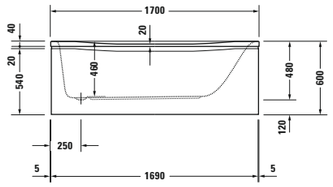

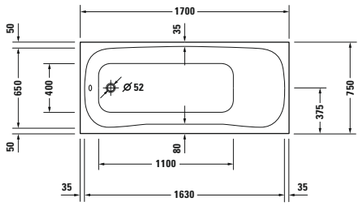

 # 700182 00 0 00 0000, 1800 x 800 mm
Built-in

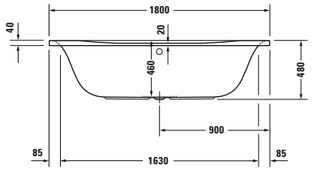

 # 700182 00 0 00 0000, 1800 x 800 mm
With furniture panel optional ✱

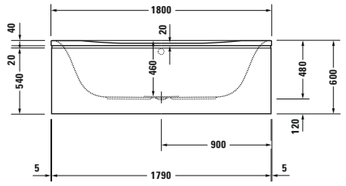

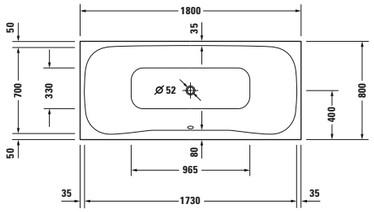

 # 700183 00 0 00 0000, 1900 x 900 mm
Built-in

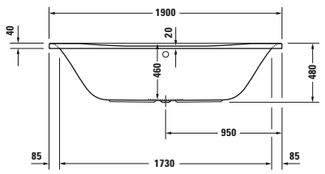

 # 700183 00 0 00 0000, 1900 x 900 mm
With furniture panel optional ✱

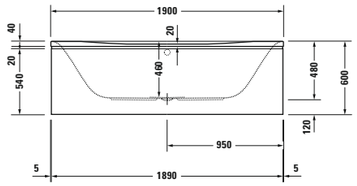

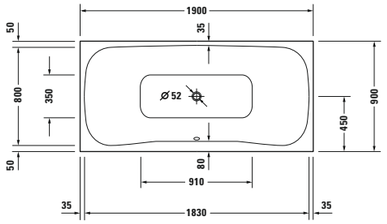

 # 700184 00 0 00 0000, 2000 x 1000 mm
Lay-on version

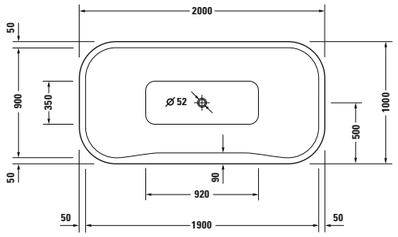

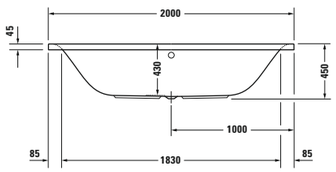

 # 700185 00 0 00 0000, 2000 x 1000 mm
Freestanding with acrylic panel and support frame

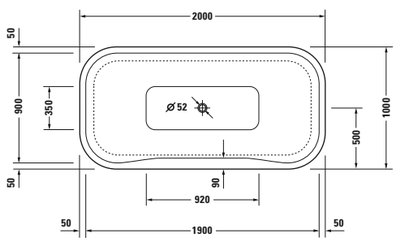

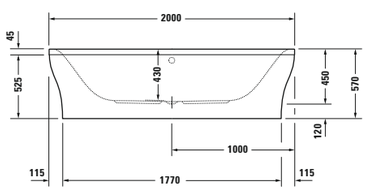

✱ Suitable furniture panels/accessories see current pricelist.

PuraVida

Design by Phoenix Design

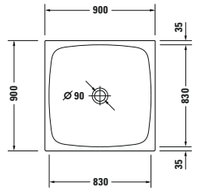

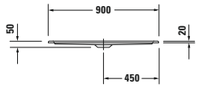

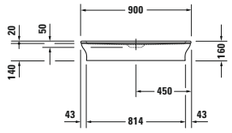

 # 720077 00 0 00 0000, 900 x 900 mm

Without panel

With panel ✱

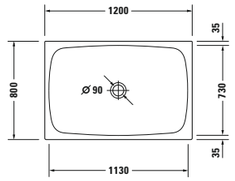

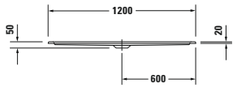

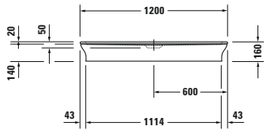

 # 720078 00 0 00 0000, 1200 x 800 mm

Without panel

With panel ✱

Starck

Design by Philippe Starck

 # 700091 00 0 00 0000, 1500 x 700 mm
 # 700092 00 0 00 0000, 1500 x 750 mm
 # 700001 00 0 00 0000, 1600 x 700 mm
 # 700002 00 0 00 0000, 1700 x 700 mm
 # 700003 00 0 00 0000, 1700 x 750 mm
 # 700117 00 0 00 0000, 1700 x 800 mm
 # 700118 00 0 00 0000, 1700 x 900 mm
Built-in

 # 700091 00 0 00 0000, 1500 x 700 mm
 # 700092 00 0 00 0000, 1500 x 750 mm
 # 700001 00 0 00 0000, 1600 x 700 mm
 # 700002 00 0 00 0000, 1700 x 700 mm
 # 700003 00 0 00 0000, 1700 x 750 mm
 # 700117 00 0 00 0000, 1700 x 800 mm
 # 700118 00 0 00 0000, 1700 x 900 mm
With furniture panel optional ✱

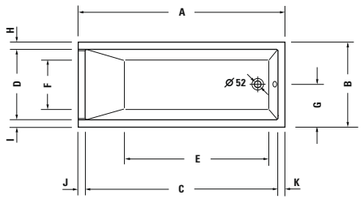

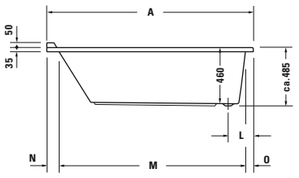

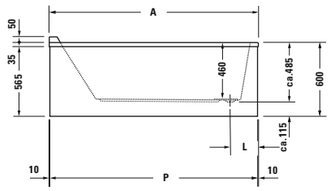

	A	B	C	D	E	F	G	H	I	J	K	L	M	N	O	P
700091	1500	700	1370	570	980	400	350	65	65	65	65	230	1335	100	65	1480
700092	1700	750	1370	620	980	420	375	65	65	65	65	230	1335	100	65	1480
700001	1600	700	1470	570	1080	400	350	65	65	65	65	205	1435	100	65	1580
700002	1700	700	1570	570	1180	400	350	65	65	65	65	205	1535	100	65	1680
700003	1700	750	1555	590	1170	400	375	80	80	65	80	230	1515	105	80	1680
700117	1700	800	1570	640	1180	460	400	80	80	65	65	230	1535	100	65	1680
700118	1700	900	1570	740	1180	560	450	80	80	65	65	230	1535	100	65	1680

 # 700204 00 0 00 0000, 1800 x 800 mm
 # 700205 00 0 00 0000, 1800 x 900 mm
 # 700206 00 0 00 0000, 1900 x 900 mm
 # 700207 00 0 00 0000, 2000 x 1000 mm
Built-in

 # 700204 00 0 00 0000, 1800 x 800 mm
 # 700205 00 0 00 0000, 1800 x 900 mm
 # 700206 00 0 00 0000, 1900 x 900 mm
 # 700207 00 0 00 0000, 2000 x 1000 mm
With furniture panel optional ✱

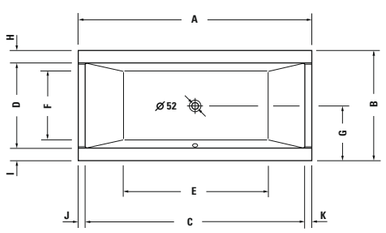

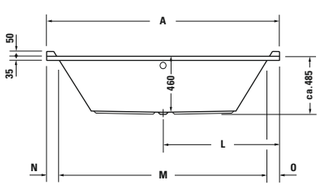

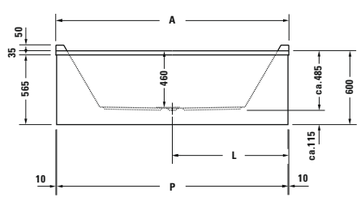

	A	B	C	D	E	F	G	H	I	J	K	L	M	N	O	P
700204	1800	800	1670	640	1080	460	400	80	80	65	65	900	1590	105	105	1780
700205	1800	900	1670	740	1080	560	450	80	80	65	65	900	1600	100	100	1780
700206	1900	900	1770	700	1175	560	450	100	100	65	65	950	1690	105	105	1880
700208	2000	1000	1870	800	1245	660	500	100	100	65	65	1000	1790	105	105	1980

✱ Suitable furniture panels/accessories see current pricelist.

Starck

Design by Philippe Starck

 # 700009 00 0 00 0000, 1800 x 800 mm
Built-in

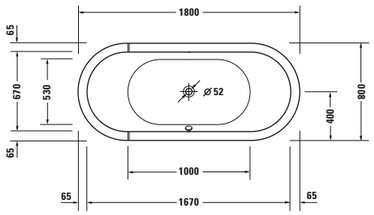

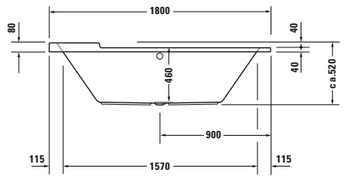

 # 700010 00 0 00 0000, 1800 x 800 mm
Freestanding with panel and support frame

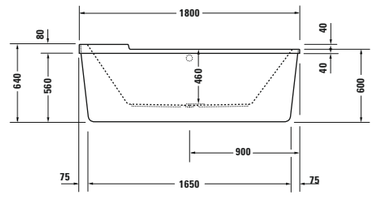

 # 700011 00 0 00 0000, 1900 x 900 mm
Built-in

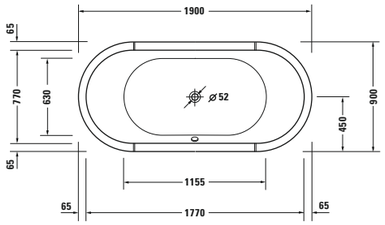

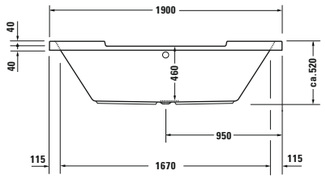

 # 700012 00 0 00 0000, 1900 x 900 mm
Freestanding with panel and support frame

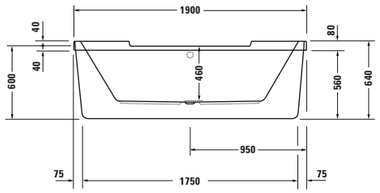

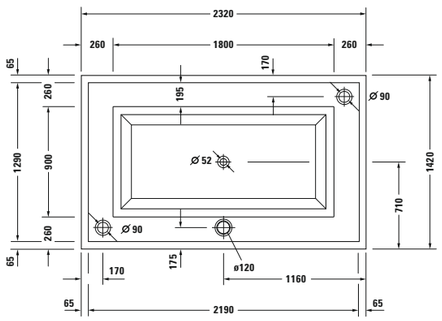

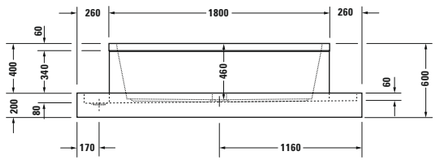

 # 700057 00 0 00 1000, 2320 x 1420 mm
With special handled stones
 # 700058 00 0 00 1000, 2320 x 1420 mm
With wooden inlays for tub trench
Freestanding without backrest slope

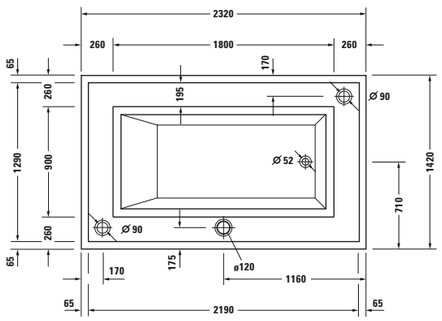

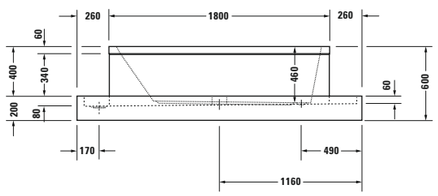

 # 700059 00 0 00 1000, 2320 x 1420 mm
With special handled stones
 # 700060 00 0 00 1000, 2320 x 1420 mm
With wooden inlays for tub trench
Freestanding with one backrest slope

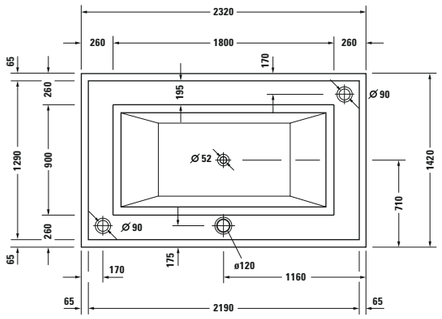

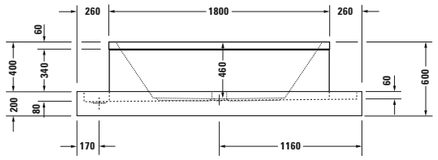

 # 700061 00 0 00 1000, 2320 x 1420 mm
With special handled stones
 # 700062 00 0 00 1000, 2320 x 1420 mm
With wooden inlays for tub trench
Freestanding with two backrest slopes

 # 700048 00 0 00 0000, 1800 x 900 mm
Built-in

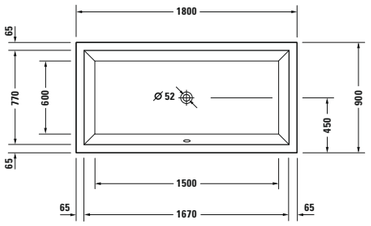

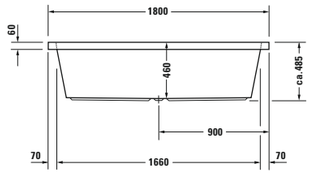

 # 700050 00 0 00 0000*, 1800 x 900 mm
Built-in

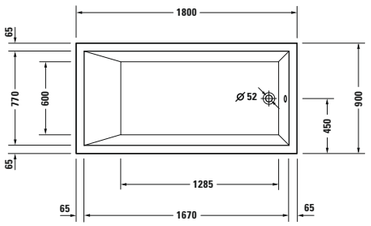

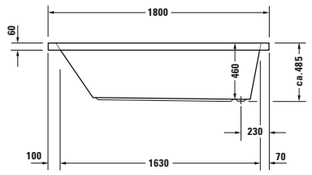

 # 700052 00 0 00 0000*, 1800 x 900 mm
Built-in

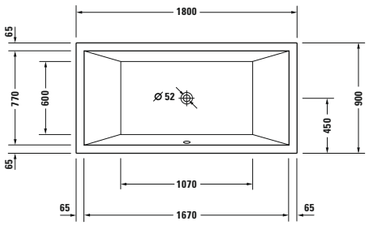

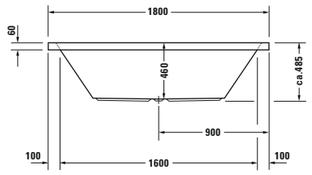

 # 700088 00 0 00 0000, 1800 x 900 mm
Freestanding with acrylic panel and support frame

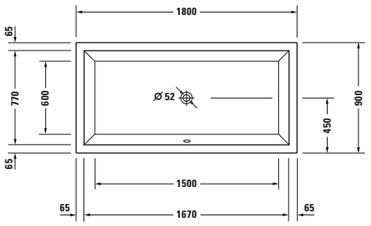

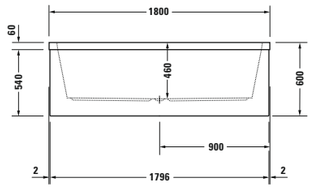

 # 700089 00 0 00 0000*, 1800 x 900 mm
Freestanding with acrylic panel and support frame

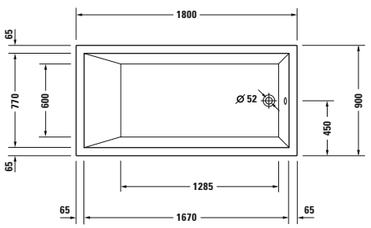

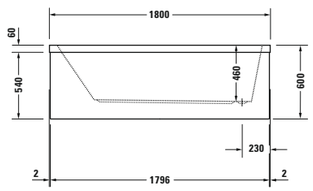

* Available with Duravit whirlsystems. For further information see current price list.

 # 700090 00 0 00 0000*, 1800 x 900 mm
Freestanding with acrylic panel and support frame

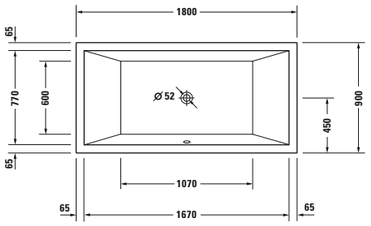

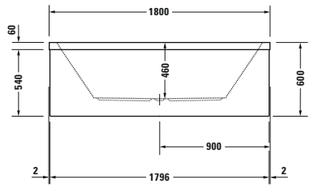

 # 720030 00 0 00 0000, 900 x 900 mm
 # 720032 00 0 00 0000, 1000 x 1000 mm
Without panel

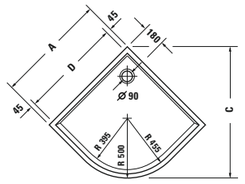

	A	B	C	D
720030	900	1272	1065	810
720032	1000	1414	1207	910

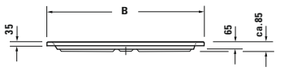

 # 720005 00 0 00 0000, 900 x 900 mm
 # 720007 00 0 00 0000, 1000 x 1000 mm
Without panel

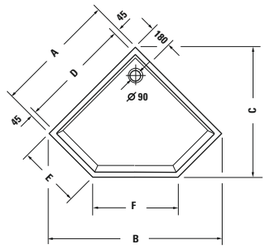

	A	B	C	D	E	F
720005	900	1270	950	810	450	640
720007	1000	1410	1055	910	500	705

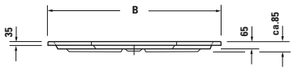

 # 720009 00 0 00 0000, 800 x 800 mm
 # 720010 00 0 00 0000, 900 x 900 mm
 # 720011 00 0 00 0000, 1000 x 1000 mm
Without panel

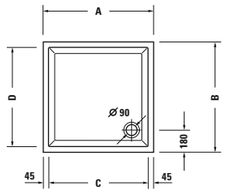

	A	B	C	D
720009	800	800	710	710
720010	900	900	810	810
720011	1000	1000	910	910

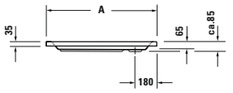

 # 720012 00 0 00 0000, 900 x 750 mm
 # 720013 00 0 00 0000, 900 x 800 mm
 # 720014 00 0 00 0000, 1000 x 800 mm
 # 720015 00 0 00 0000, 1000 x 900 mm
 # 720016 00 0 00 0000, 1200 x 800 mm
 # 720017 00 0 00 0000, 1200 x 900 mm
 # 720018 00 0 00 0000, 1200 x 1000 mm
 # 720019 00 0 00 0000, 1400 x 750 mm
Without panel

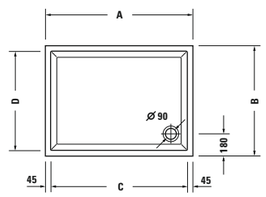

	A	B	C	D
720012	900	750	810	660
720013	900	800	810	710
720014	1000	800	910	710
720015	1000	900	910	810
720016	1200	800	1110	710
720017	1200	900	1110	810
720018	1200	1000	1110	910
720019	1400	750	1310	660

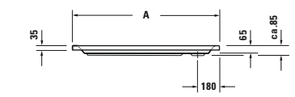

* Available with Duravit whirlsystems. For further information see current price list.

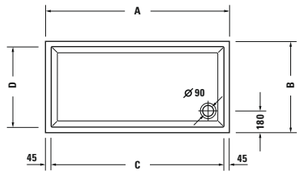

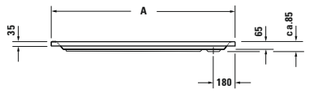

	A	B	C	D
720034	1400	700	1310	500
720035	1400	900	1310	700
720036	1500	700	1410	500
720037	1500	750	1410	550
720038	1600	700	1510	500
720039	1600	750	1510	550
720040	1600	900	1510	700
720061	1700	750	1610	550
720041	1700	900	1610	700
720042	1800	900	1710	700

 # 720034 00 0 00 0000, 1400 x 700 mm
 # 720035 00 0 00 0000, 1400 x 900 mm
 # 720036 00 0 00 0000, 1500 x 700 mm
 # 720037 00 0 00 0000, 1500 x 750 mm
 # 720038 00 0 00 0000, 1600 x 700 mm
 # 720039 00 0 00 0000, 1600 x 750 mm
 # 720040 00 0 00 0000, 1600 x 900 mm
 # 720061 00 0 00 0000, 1700 x 750 mm
 # 720041 00 0 00 0000, 1700 x 900 mm
 # 720042 00 0 00 0000, 1800 x 900 mm
Without panel



 # 790811 00 0 00 0000
→ # 720032
Wooden inlay

 # 790815 00 0 00 0000
→ # 720009
 # 790816 00 0 00 0000
→ # 720010
 # 790807 00 0 00 0000
→ # 720011
Wooden inlay

 # 790817 00 0 00 0000
→ # 720012
 # 790818 00 0 00 0000
→ # 720013
 # 790819 00 0 00 0000
→ # 720014
 # 790820 00 0 00 0000
→ # 720015
 # 790822 00 0 00 0000
→ # 720016
Wooden inlay

 # 790823 00 0 00 0000
→ # 720017
 # 790824 00 0 00 0000
→ # 720018
 # 790821 00 0 00 0000
→ # 720019
 # 790825 00 0 00 0000
→ # 720034
 # 790808 00 0 00 0000
→ # 720035
Wooden inlay

 # 790826 00 0 00 0000
→ # 720036
 # 790827 00 0 00 0000
→ # 720037
 # 790828 00 0 00 0000
→ # 720038
 # 790829 00 0 00 0000
→ # 720039
 # 790809 00 0 00 0000
→ # 720040
Wooden inlay

 # 790862 00 0 00 0000
→ # 720061
 # 790830 00 0 00 0000
→ # 720041
 # 790812 00 0 00 0000
→ # 720042
Wooden inlay



1 Lighting
Linear white illumination creates a pleasant lighting mood in the cabin.

2 Overhead shower
With a showerhead diameter of 240 mm, the overhead shower produces a burst of summer rain.

3 Handshower
The hand shower offers two jets, normal and clear stream.

4 Steam
The powerful steam generator fills the cabin quickly with dense steam.

5 Stool, Design by Phillipe Starck

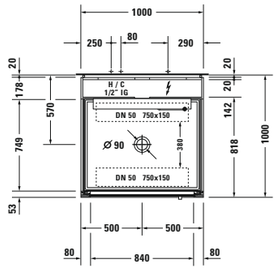

 # 730009 ** 0 00 0000, 1000 x 1000 x 2210 mm
Back-to-wall

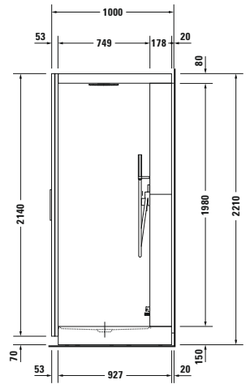

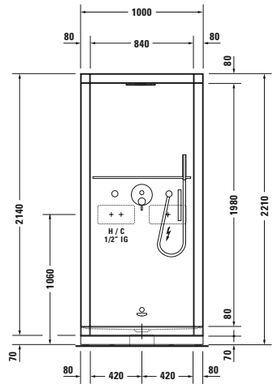

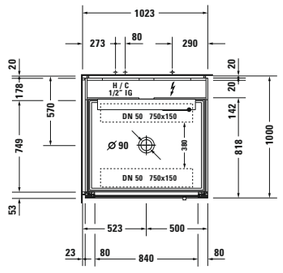

 # 730010 ** 0 00 0000, 1000 x 1000 x 2210 mm
Corner left

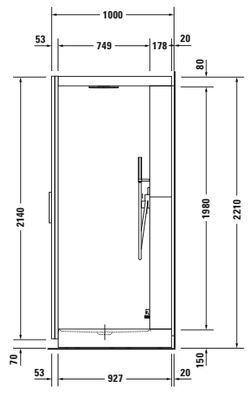

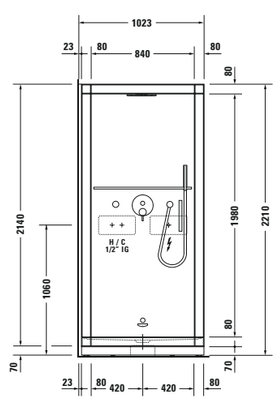

H Hot water point
C Cold water point
** Please add the furniture colour code for the surface of the door frame at the 7th and 8th digit code when ordering St.Trop.

St.Trop

Design by Philippe Starck

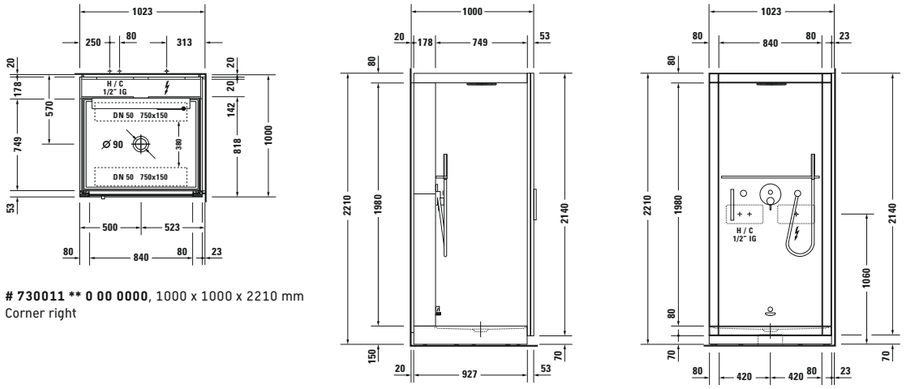

 # 730011 ** 0 00 0000, 1000 x 1000 x 2210 mm
Corner right

H Hot water point
C Cold water point
****** Please add the furniture colour code for the surface of the door frame at the 7th and 8th digit code when ordering St.Trop.

Sundeck

Design by EOOS

 # 700065 00 0 00 0000, 2105 x 1200 mm +
 # 790831 00 0 00 0000, Foldable relaxing deck +
 # 790153 00 0 00 0000, Rail-mount system

 # 700126 00 0 00 0000, 2305 x 1200 mm +
 # 790848 00 0 00 0000, Foldable relaxing deck +
 # 790154 00 0 00 0000, Rail-mount system
Built-in with rail-mount system

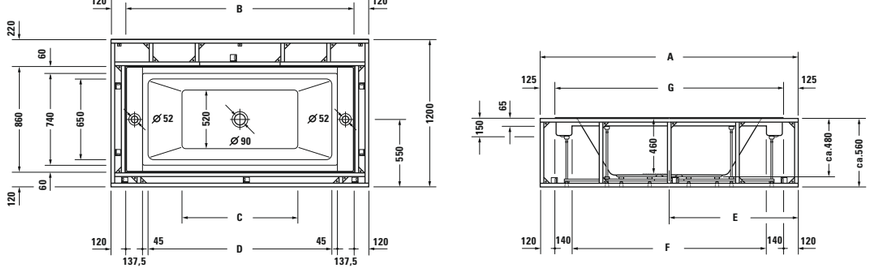

	A	B	C	D	E	F	G
700065	2105	1865	1050	1500	1052,5	ca. 1575	1855
700126	2305	2065	1220	1700	1152,5	ca. 1775	2055

 # 700065 00 0 00 0000, 2000 x 1000 mm +
 # 790831 00 0 00 0000, Foldable relaxing deck +
 # 790453 00 0 00 0000, Support

 # 700126 00 0 00 0000, 2200 x 1000 mm +
 # 790848 00 0 00 0000, Foldable relaxing deck +
 # 790496 00 0 00 0000, Support
Built-in with support

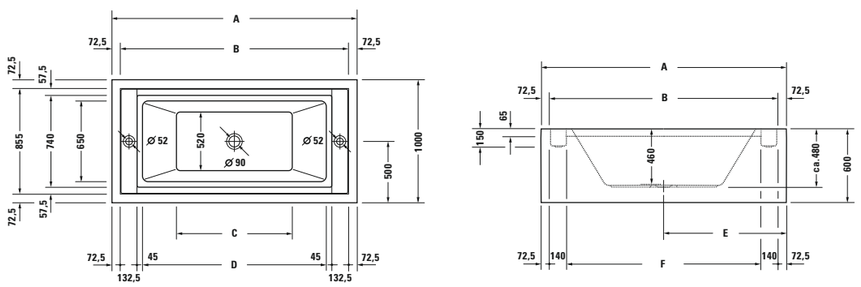

	A	B	C	D	E	F
700065	2000	1855	1050	1500	1000	ca. 1575
700126	2200	2055	1220	1700	1100	ca. 1775

Sundeck

Design by EOOS

 # 700066 00 0 00 0000, 1900 x 900 mm +
 # 790831 00 0 00 0000, Foldable relaxing deck

 # 700128 00 0 00 0000, 2100 x 900 mm +
 # 790848 00 0 00 0000, Foldable relaxing deck
With support frame for furniture panel ✱

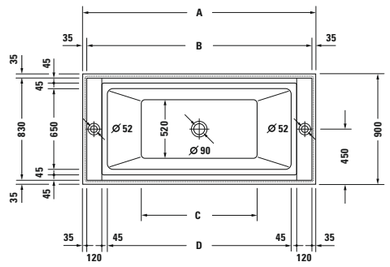

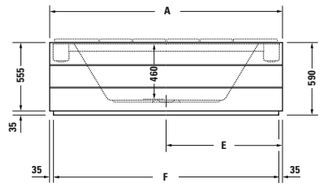

	A	B	C	D	E	F
700066	1900	1830	1050	1500	950	1830
700128	2100	2030	1220	1700	1050	2030

 # 700066 00 0 00 0000, 1900 x 1000 mm +
 # 790831 00 0 00 0000, Foldable relaxing deck

 # 700128 00 0 00 0000, 2100 x 1000 mm +
 # 790848 00 0 00 0000, Foldable relaxing deck
With support frame for furniture panel ✱

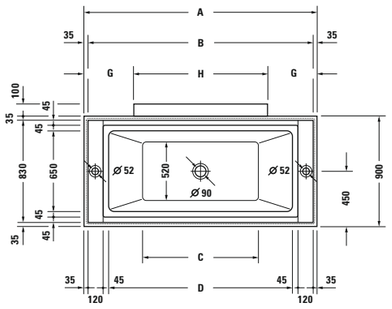

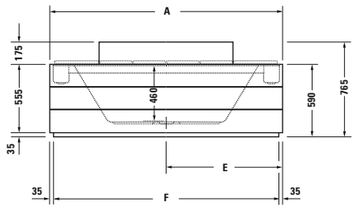

	A	B	C	D	E	F	G	H
700066	1900	1830	1050	1500	950	1830	405	1090
700128	2100	2030	1220	1700	1050	2030	505	1090

 # 700066 00 0 00 0000, 1900 x 1000 mm +
 # 790831 00 0 00 0000, Foldable relaxing deck

 # 700128 00 0 00 0000, 2100 x 1000 mm +
 # 790848 00 0 00 0000, Foldable relaxing deck
With support frame for furniture panel ✱

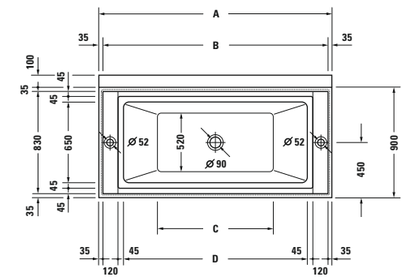

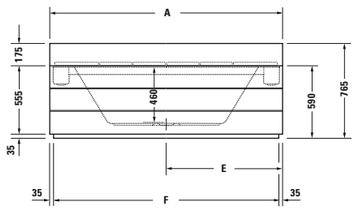

	A	B	C	D	E	F
700066	1900	1830	1050	1500	950	1830
700128	2100	2030	1220	1700	1050	2030

 # 700125 00 0 00 0000, 2105 x 1200 mm +
 # 790831 00 0 00 0000, Foldable relaxing deck +
 # 790156 00 0 00 0000, Rail-mount system
Built-in with rail-mount system

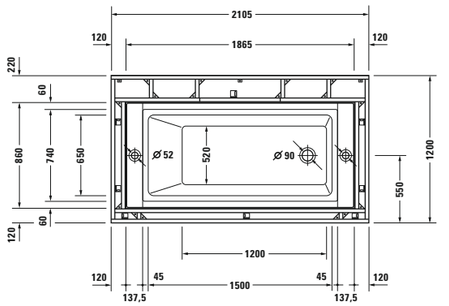

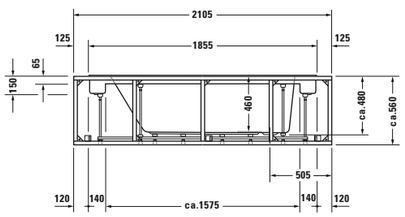

✱ Suitable furniture panels/accessories see current pricelist.

Design by EOOS

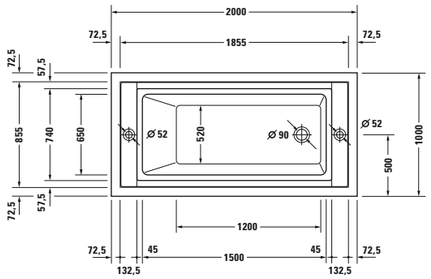

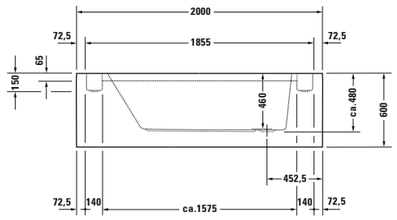

 # 700125 00 0 00 0000, 2000 x 1000 mm +
 # 790831 00 0 00 0000, Foldable relaxing deck +
 # 790495 00 0 00 0000, Support
Built-in with support

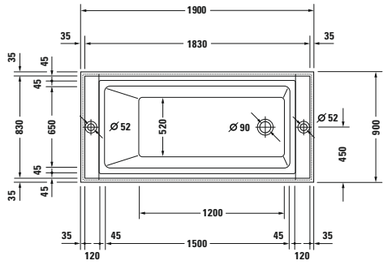

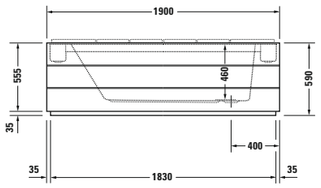

 # 700127 00 0 00 0000, 1900 x 900 mm +
 # 790831 00 0 00 0000, Foldable relaxing deck
With support frame for furniture panel ✱

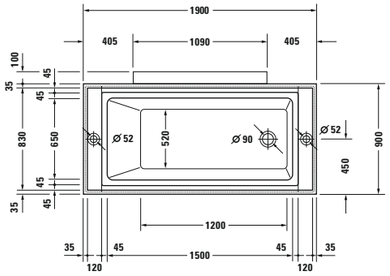

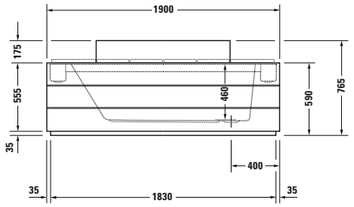

 # 700127 00 0 00 0000, 1900 x 1000 mm +
 # 790831 00 0 00 0000, Foldable relaxing deck
With support frame for furniture panel ✱

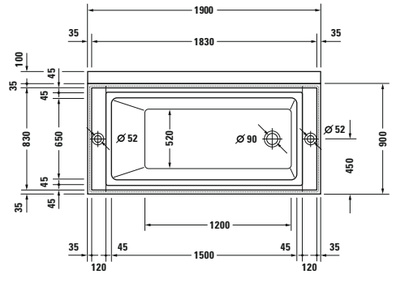

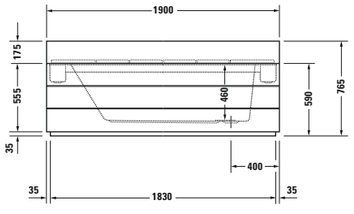

 # 700127 00 0 00 0000, 1900 x 1000 mm +
 # 790831 00 0 00 0000, Foldable relaxing deck
With support frame for furniture panel ✱

✱ Suitable furniture panels/accessories see current pricelist.

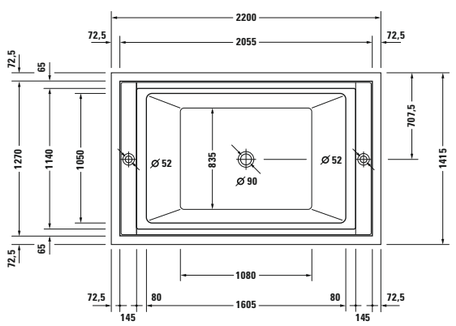

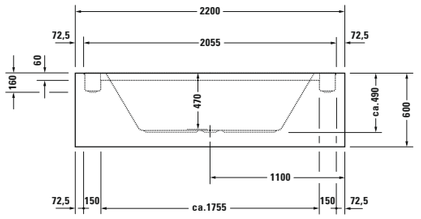

 # 700196 00 0 00 0000, 2200 x 1415 mm +
 # 790875 00 0 00 0000, Foldable relaxing deck
 # 791406 00 0 00 0000, Support
Built-in with support

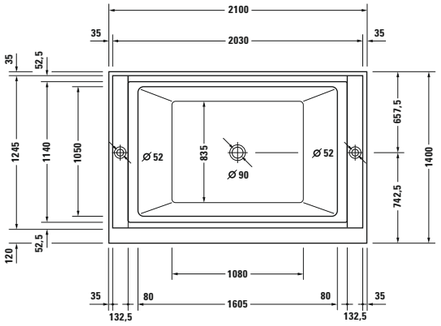

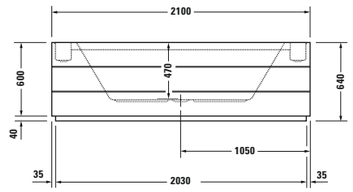

 # 700197 00 0 00 0000, 2100 x 1400 mm +
 # 790875 00 0 00 0000, Foldable relaxing deck
With support frame for furniture panel ✱

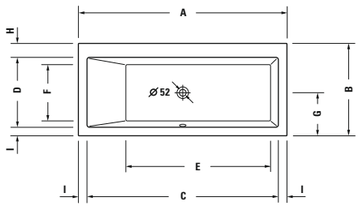

 # 700131 00 0 00 0000, 1700 x 700 mm
 # 700133 00 0 00 0000, 1700 x 750 mm
Built-in

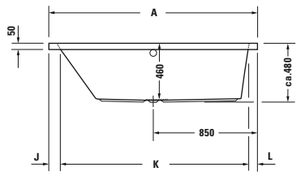

 # 700131 00 0 00 0000, 1700 x 700 mm
 # 700133 00 0 00 0000, 1700 x 750 mm
With furniture panel optional ✱

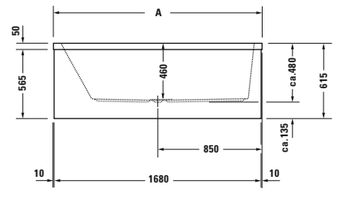

	A	B	C	D	E	F	G	H	I	J	K	L
700131	1700	700	1590	540	1210	425	325	105	55	85	1560	55
700133	1700	750	1560	565	1180	450	325,5	115	70	100	1530	70

✱ Suitable furniture panels/accessories see current pricelist.

Design by Duravit

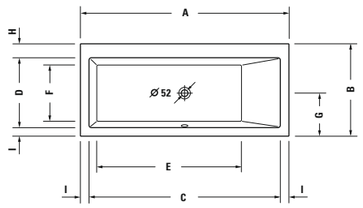

 # 700132 00 0 00 0000, 1700 x 700 mm
 # 700134 00 0 00 0000, 1700 x 750 mm
Built-in

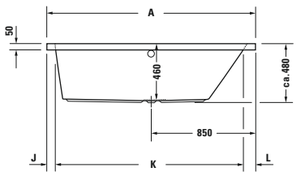

 # 700132 00 0 00 0000, 1700 x 700 mm
 # 700134 00 0 00 0000, 1700 x 750 mm
With furniture panel optional ✱

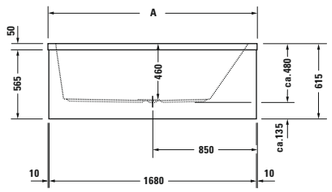

	A	B	C	D	E	F	G	H	I	J	K	L
700132	1700	700	1590	540	1210	425	325	105	55	55	1560	85
700134	1700	750	1560	565	1180	450	325,5	115	70	70	1530	100

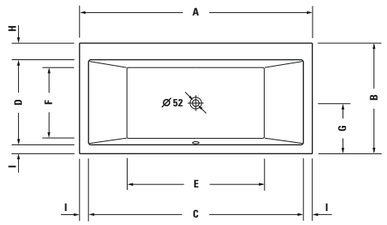

 # 700135 00 0 00 0000, 1800 x 800 mm
 # 700136 00 0 00 0000, 1900 x 900 mm
Built-in

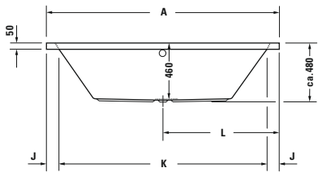

 # 700135 00 0 00 0000, 1800 x 800 mm
 # 700136 00 0 00 0000, 1900 x 900 mm
With furniture panel optional ✱

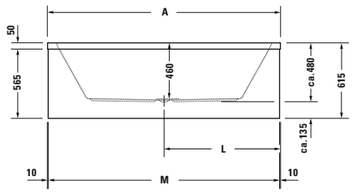

	A	B	C	D	E	F	G	H	I	J	K	L	M
700135	1800	800	1660	595	1015	480	367,5	135	70	100	1600	900	1780
700136	1900	900	1760	595	1115	580	417,5	135	70	100	1700	950	1880

✱ Suitable furniture panels/accessories see current pricelist.

Bathtub covers

 # 791820 . . 0 00 0000, 700 x 400 mm
→ Starck # 700002
2nd floor # 700073, 700078
 # 791822 . . 0 00 0000, 750 x 400 mm
→ Starck # 700003
 # 791824 . . 0 00 0000, 750 x 425 mm
→ 2nd floor # 700075, 700080
Darling New # 700242, 700243
Daro # 700027
Vero # 700133, 700134
D-Code # 700099, 700100
 # 791826 . . 0 00 0000, 800 x 400 mm
→ Starck # 700204
 # 791828 . . 0 00 0000, 800 x 450 mm
→ 2nd floor # 700076, 700081
Darling New # 700244
Daro # 700028
Vero # 700135
Happy D. # 700015
D-Code # 700101
Bathtub cover

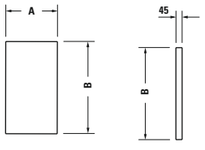

	A	B
791820	400	700
791822	400	750
791824	425	750
791826	450	800
791828	450	800

 # 791821 . . 0 00 0000, 700 x 400 mm
→ Starck # 700002
2nd floor # 700073, 700078
 # 791823 . . 0 00 0000, 750 x 400 mm
→ Starck # 700003
 # 791825 . . 0 00 0000, 750 x 425 mm
→ 2nd floor # 700075, 700080
Darling New # 700242, 700243
Daro # 700027
Vero # 700133, 700134
D-Code # 700099, 700100
 # 791827 . . 0 00 0000, 800 x 400 mm
→ Starck # 700204
 # 791829 . . 0 00 0000, 800 x 450 mm
→ 2nd floor # 700076, 700081
Darling New # 700244
Daro # 700028
Vero # 700135
Happy D. # 700015
D-Code # 700101
Bathtub cover with cut-out for hand shower tube

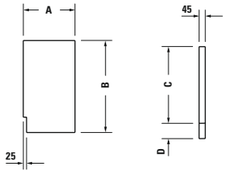

	A	B	C	D
791821	400	700	575	125
791823	400	750	625	125
791825	425	750	625	125
791827	450	800	675	125
791829	450	800	675	125

. . 00 - White, 68 - Anthracite

Design by EOOS

1 A fully-functional shower connection
Overhead shower (240 mm)
Adjustable shower head (normal-/Kneipp jet)
Single lever tap with re-setter

2 Heater with vaporiser

3 Control

4 2 lounge- and seating levels

5 Fan

6 Coloured light

7 Speakers

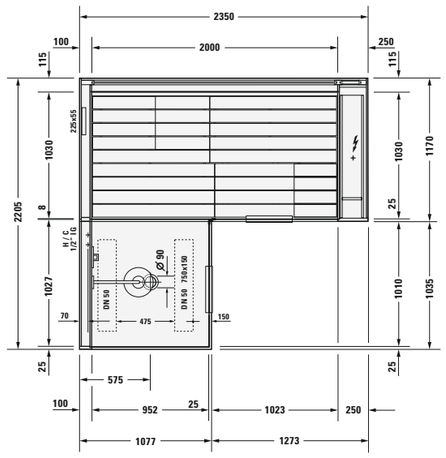

Inipi Ama Sauna with shower connection front
 # 7503 00 1 01 1000**, 2350 x 2205 x 2220 mm
Back-to-wall and corner version
 # 7504 00 1 01 1000**, 2350 x 2221 x 2220 mm
Freestanding

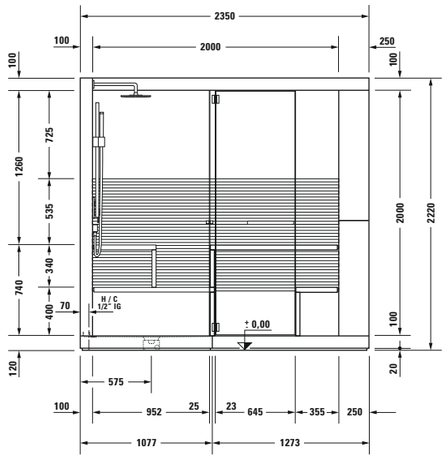

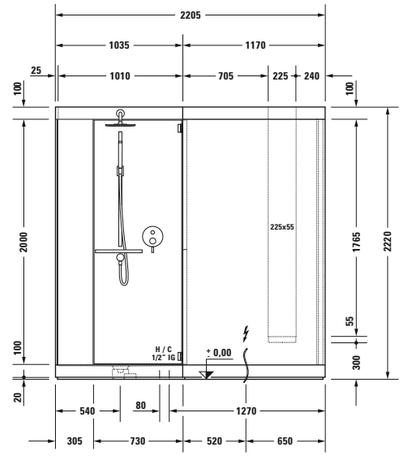

7504**
↔ + 16 mm
Freestanding

H Hot water point **C** Cold water point ** Please add the furniture colour code at the 5th and 6th digit code, when ordering Inipi.

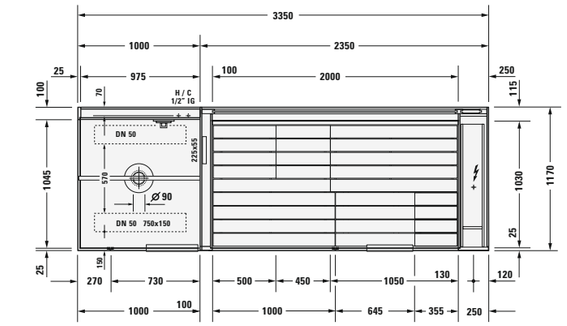

Inipi Ama Sauna with shower connection left
 # 7505 00 1 01 1000**, 3350 x 1170 x 2220 mm
Back-to-wall and corner version
 # 7506 00 1 01 1000**, 3350 x 1186 x 2220 mm
Freestanding

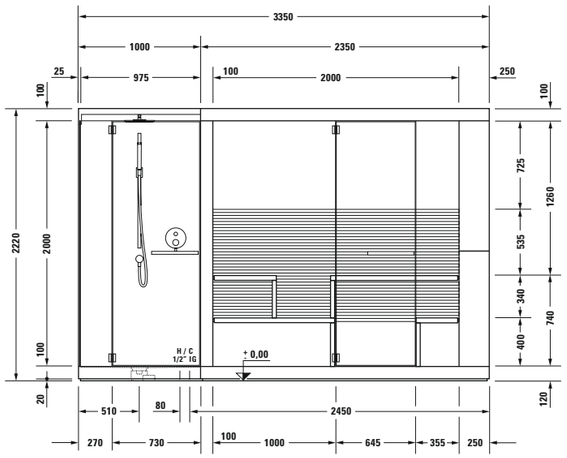

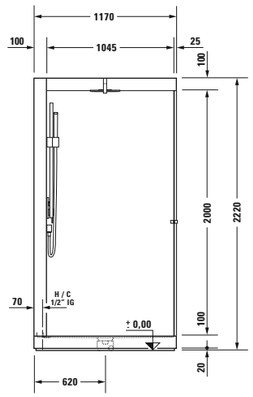

7506**
↔ + 16 mm
Freestanding

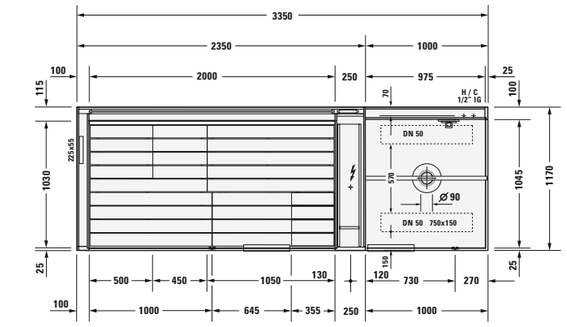

Inipi Ama Sauna with shower connection right
 # 7507 00 1 01 1000**, 3350 x 1170 x 2220 mm
Back-to-wall and corner version
 # 7508 00 1 01 1000**, 3350 x 1186 x 2220 mm
Freestanding

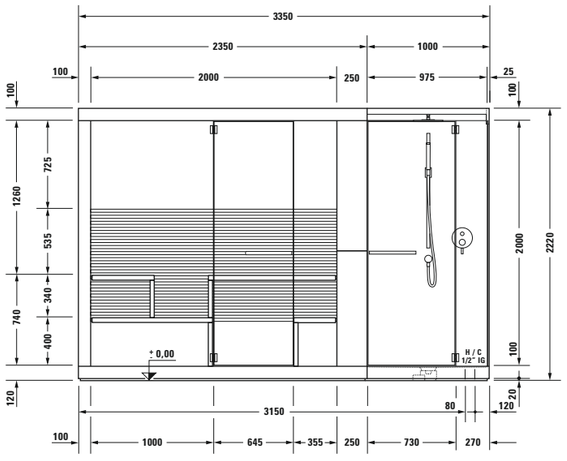

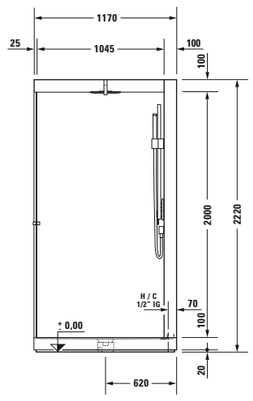

7508**
↔ + 16 mm
Freestanding

H Hot water point **C** Cold water point ** Please add the furniture colour code at the 5th and 6th digit code, when ordering Inipi.

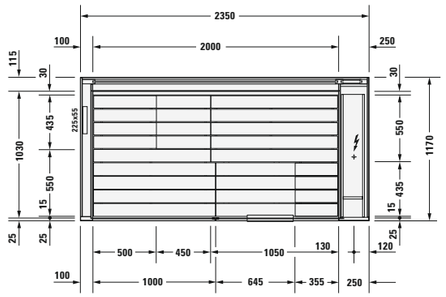

Inipi Sauna
 # 7501 00 1 01 1000**, 2350 x 1170 x 2220 mm
Back-to-wall and corner version
 # 7502 00 1 01 1000**, 2350 x 1186 x 2220 mm
Freestanding

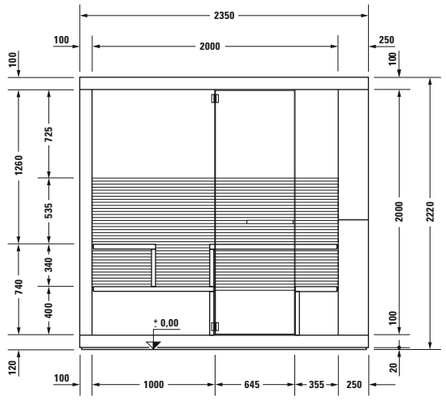

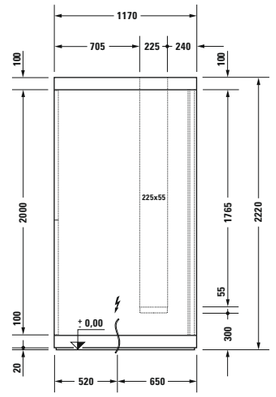

7502**
↔ + 16 mm
Freestanding

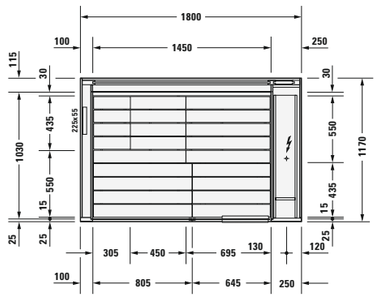

Inipi Sauna
 # 7509 00 1 01 1000**, 1800 x 1170 x 2220 mm
Back-to-wall and corner version
 # 7510 00 1 01 1000**, 1800 x 1186 x 2220 mm
Freestanding

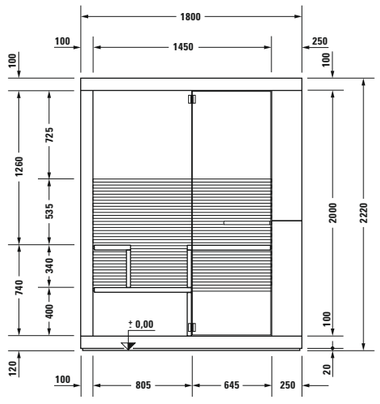

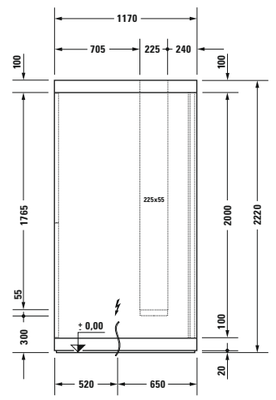

7510**
↔ + 16 mm
Freestanding

** Please add the furniture colour code at the 5th and 6th digit code, when ordering Inipi.

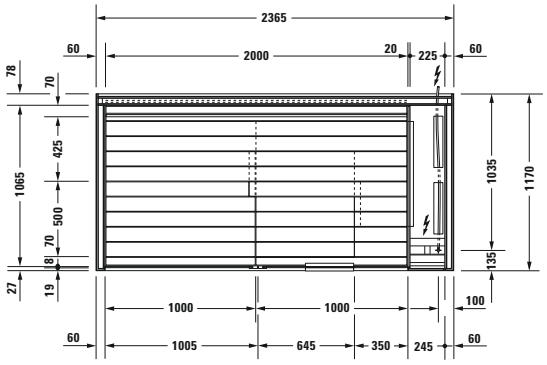

Inipi B
 # 7511 00 1 01 1000,** 2365 x 1170 x 2130 mm
Back-to-wall and corner version.
 # 7512 00 1 01 1000,** 2365 x 1186 x 2130 mm
Freestanding.

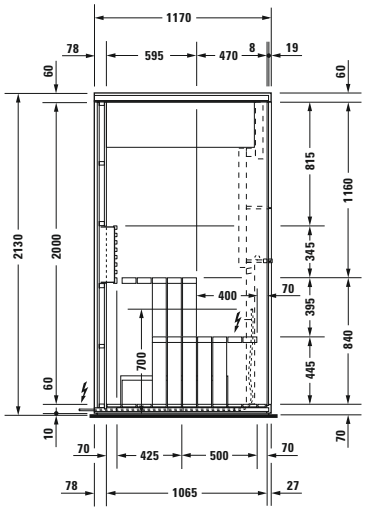

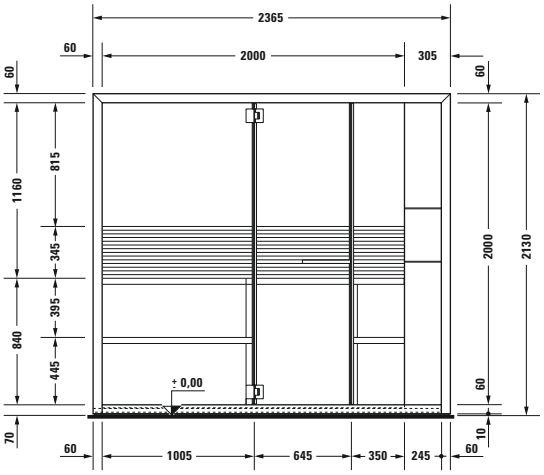

for freestandig version # 7512** width + 16mm

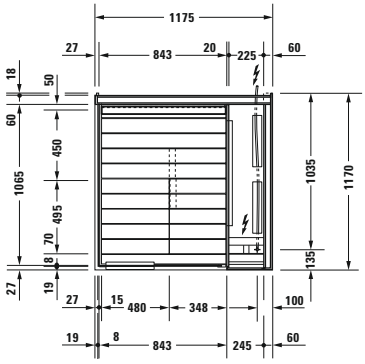

Inipi B Super Compact
 # 7513 00 1 00 1000,** 1175 x 1170 x 2130 mm
Corner version.

Inipi B Super Compact
 # 7514 00 1 00 1000,** 1175 x 1170 x 2130 mm
Back-to-wall.

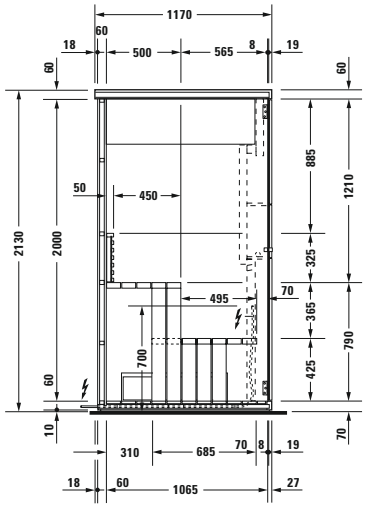

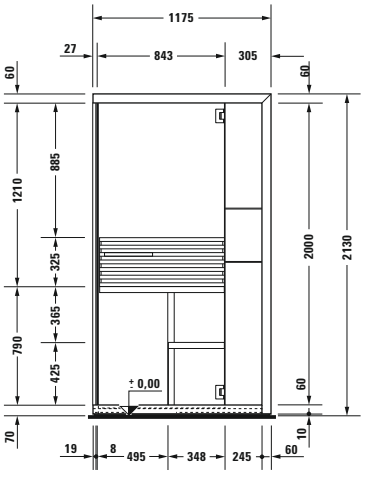

** Please add the furniture colour code at the 5th and 6th digit code, when ordering Inipi B.